



SCHOOL DISTRICT BUDGET

2022 – 2023

Heritage Community Charter School

Name of School District/Charter School

481

Organization Number

Canyon County

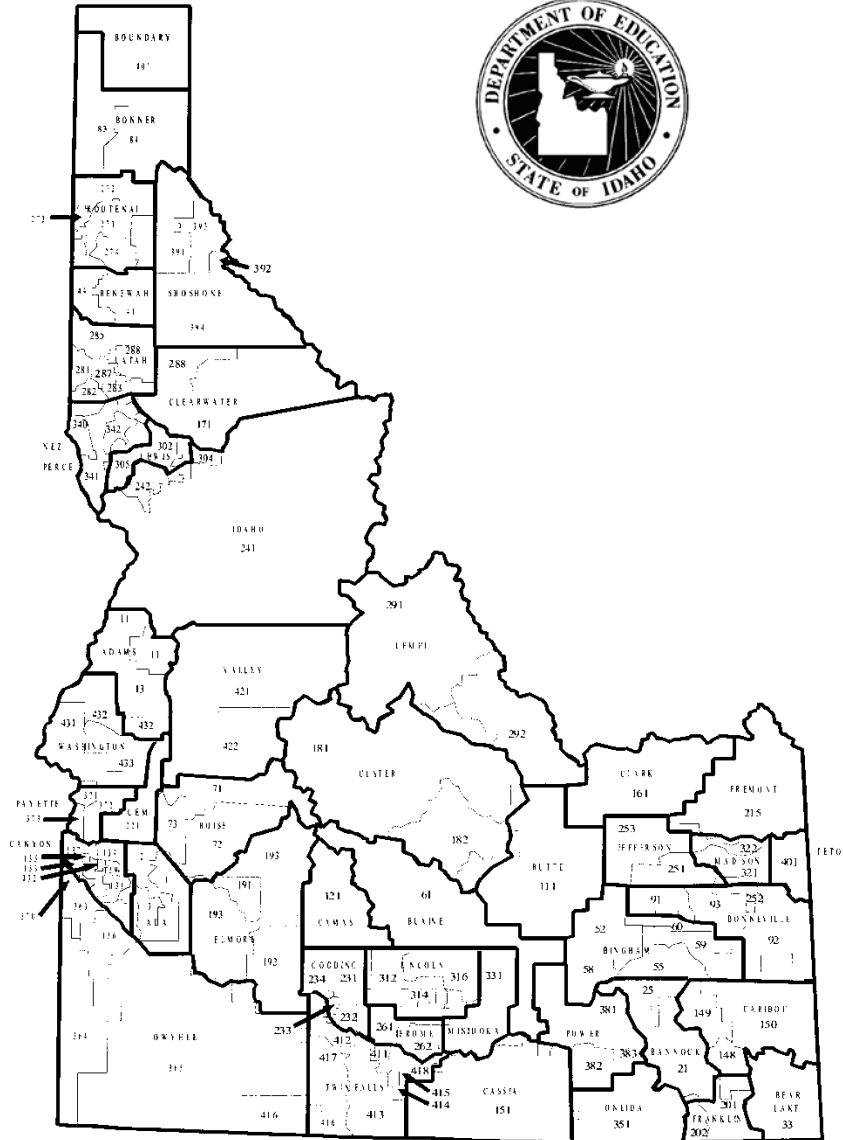
County

Sherri Ybarra

STATE SUPERINTENDENT OF PUBLIC INSTRUCTION

DEPARTMENT OF EDUCATION

**P.O. BOX 83720
BOISE, 83720-0027**



CODE	CONTENTS	BUDGET INCLUDED*
GENERAL FUND		
100	General M & O	X
SPECIAL REVENUE FUNDS		
220	Forest Reserve Fund	
230-239	Special Project (Local)	X
240-249	Special Project (State)	X
250-289	Special Project (Federal)	X
290	Child Nutrition Fund	X
DEBT SERVICE FUNDS		
310	Bond Redemption & Interest Fund	X
CAPITAL PROJECT FUNDS		
410	Capital Construction Project Fund	X
420	Plant Facilities Fund	
430	Plant Facilities - School Bldg Main - Student Occu	X
ENTERPRISE FUNDS		
510	Enterprise Fund	
INTERNAL SERVICE FUNDS		
610	Internal Service Fund	
710/720	Trust Funds	


* Indicate with an asterisk which reports are included in this document.

2022 - 2023 SCHOOL BUDGET

This document represents the Board of Trustees' estimate of revenues, proposed expenditures and the fund balances of available school funds for the 2022 - 2023 fiscal year. The planning, preparation and presentation of the budget has been directed by the Board of Trustees and the use of these resources will enable the school district to accomplish its goals and objectives for the school year.

In compliance with Section 33-801, Idaho Code, and the policy of the State Superintendent of Public Instruction, this document has been presented at a public hearing in the school district on June 8, 2022 and the Board of Trustees formally adopted this budget on June 8, 2022.

SIGNED:



SUPERINTENDENT/CHARTER SCHOOL ADMINISTRATOR

Marc Carignan
CONTACT PERSON (PLEASE PRINT)

hccsaaccounting@hccs481.org
EMAIL ADDRESS

208-453-8070
PHONE NUMBER

SIGNED:


CHAIRPERSON OF THE BOARD

Heritage Community Charter School #481
SCHOOL DISTRICT/CHARTER NAME

6/8/2022
DATE

Copy on file in the Office of the
 Superintendent of Public Instruction

SUMMARY STATEMENT 2022 - 2023 SCHOOL BUDGET
ALL FUNDS
HERITAGE COMMUNITY CHARTER SCHOOL

GENERAL M & O FUND

ALL OTHER FUNDS

Budget Line	REVENUES	Prior Year Actual 2019-2020	Prior Year Actual 2020-2021	Current Budget 2021-2022	Proposed Budget 2022-2023	Prior Year Actual 2019-2020	Prior Year Actual 2020-2021	Current Budget 2021-2022	Proposed Budget 2022-2023
#01	Beginning Balances	1,043,673CR	1,353,101CR	1,452,970CR	1,605,928CR	1,085,204CR	1,135,909CR	1,248,705CR	1,336,373CR
#39	Local Revenue	14,879CR	3,183CR	3,000CR	3,000CR	42,062CR	31,123CR	0	117,060CR
#41	County Revenue	0	0	0	0	0	0	0	0
#55	State Revenue	3,131,180CR	3,181,754CR	3,414,338CR	3,718,242CR	87,384CR	76,701CR	76,418CR	74,013CR
#68	Federal Revenue	0	0	9,595CR	0	863,530CR	1,090,397CR	1,071,576CR	1,020,454CR
#72	Other Sources	0	0	0	0	0	0	0	0
#76	Transfers	0	1,392CR	0	0	671,280CR	528,679CR	577,450CR	580,200CR
	TOTALS ***	4,189,732CR	4,539,430CR	4,879,903CR	5,327,170CR	2,749,460CR	2,862,809CR	2,974,149CR	3,128,100CR

GENERAL M & O FUND

ALL OTHER FUNDS

Budget Line	OBJ #	EXPENDITURES	Prior Year Actual 2019-2020	Prior Year Actual 2020-2021	Current Budget 2021-2022	Proposed Budget 2022-2023	Prior Year Actual 2019-2020	Prior Year Actual 2020-2021	Current Budget 2021-2022	Proposed Budget 2022-2023
#60	100	Salaries	1,231,361	1,576,652	1,564,997	1,652,721	545,767	305,315	438,880	413,957
#60	200	Benefits	457,906	546,891	586,781	679,782	156,218	102,595	138,772	155,260
#60	300	Purchased Services	369,977	362,263	422,487	504,420	71,004	67,457	167,629	242,740
#60	400	Supplies & Materials	89,193	54,173	103,568	144,730	154,153	590,758	244,713	362,357
#60	500	Capital Outlay	0	0	0	0	450,296	17,146	120,332	37,213
#60	600	Debt Retirement	0	0	0	0	236,113	529,441	527,450	530,200
#60	700	Insurance & Judgments	16,914	17,802	18,692	19,814	0	0	0	0
#60	800	Transfers	671,280	528,679	577,450	580,200	0	1,392	0	0
#62		Contingency Reserve	0	0	0	0	0	0	0	0
#73		Unappropriated Balances	1,353,101	1,452,970	1,605,928	1,745,503	1,135,909	1,248,705	1,336,373	1,386,373
		TOTALS ***	4,189,732	4,539,430	4,879,903	5,327,170	2,749,460	2,862,809	2,974,149	3,128,100

* All transfers-in and transfers-out should net to zero.

*** RETURN THIS PAGE TO THE STATE DEPARTMENT OF EDUCATION ***

**BUDGET
REVENUES**
July 1, 2022 - June 30, 2023

Line	Code	REVENUES Item	Prior Year Budget	Proposed Budget		Line	Code	REVENUES Item	Prior Year Budget	Proposed Budget	
				Line Amounts	Totals					Line Amounts	Totals
1	320000	Estimated Fund Balance	1,452,970CR	1,605,928CR		40	429000	Other County			
2		as of July 1	1,452,970CR	*****	1,605,928CR	41	420000	TOTAL COUNTY **	0	*****	0
3	411100	Taxes-General M & O				42					
4	411200	Taxes-Supplemental				43	431100	Base Support Program	2,551,209CR	2,696,483CR	
5	411300	Taxes-Emergency				44	431200	Transportation Support	137,250CR	176,813CR	
6	411400	Taxes-Tort				45	431400	Except Child/SED Support			
7	411500	Taxes-Cooperative				46	431500	Border Tuition Support			
8	411600	Taxes-Tuition				47	431600	Tuition Equivalency			
9	411700	Taxes-Migrant				48	431800	Benefit Apportionment	287,004CR	321,867CR	
10	411900	Taxes-Other				49	431900	Other State Support	404,796CR	473,963CR	
11	412100	Taxes-Plant Facility				50	432100	Driver Education Prog.			
12	412500	Taxes-Bond & Interest				51	432400	Professional Technical Prog			
13		TOTAL TAXES **	0	*****	0	52	437000	Lottery/Additional State Maint	34,079CR	49,116CR	
14	413000	Penalty: Delinquent Taxes				53	438000	Rev in Lieu of/Ag Equip Tax			
15						54	439000	Other State Revenue			
16	414100	Tuition - Individuals				55					
17	414200	Tuition-Districts in Idaho				56	430000	TOTAL STATE **	3,414,338CR	*****	3,718,242CR
18	414300	Tuition-Out of State Districts				57					
19						58	442000	Indirect Unrestricted Fed.			
20	415000	Earnings on Investments	1,000CR	1,000CR		59	443000	Direct Restricted Fed.			
21						60	445100	Title I - ESEA			
22	416100	School Food Service				61	445200	Title VI, ESEA-Innovative Pr			
23	416200	Meal Sales: Non-Reimb.				62	445300	Perkins III-Voc Tech Act			
24	416900	Other Food Sales				63	445400	Adult Education			
25						64	445500	Child Nutrition Reimb.			
26	417100	Admissions/Activities				65	445600	Title VI-B			
27	417200	Bookstore Sales				66	445900	Other Indirect Fed. Prog.	9,595CR		
28	417300	Clubs, Org. Dues, Etc.				67	448200	Impact Aid - P.L. 874			
29	417400	School Fees & Charges				68	440000	TOTAL FEDERAL **	9,595CR	*****	0
30	417900	Other Student Revenues				69					
31						70	451000	Proceeds: Bonds,Capital Leases			
32	418100	Community Service				71	453000	Sale of Fixed Assets			
33						72	450000	TOTAL OTHER **	0	*****	0
34	419100	Rentals				73					
35	419200	Contributions/Donations				74		TOTAL REVENUES **	3,426,933CR	*****	3,721,242CR
36	419300	Transportaion Fees				75					
37	419900	Other Local	2,000CR	2,000CR		76	460000	TRANSFERS IN			
38		TOTAL OTHER LOCAL **	3,000CR	*****	3,000CR	77					
39	410000	TOTAL LOCAL ** (Line 13 + 38)	3,000CR	*****	3,000CR	78	400000	BAL. + REVENUE + TRANS. (Lines 1 + 74 + 76)	4,879,903CR	*****	5,327,170CR

[illegible]

**BUDGET
EXPENDITURES**
July 1, 2022 - June 30, 2023

Line	Code	EXPENDITURES Functions/Programs	Prior Year Budget	Proposed Budget	100 Salaries	200 Benefits	300 Purchased Services	400 Supplies Materials	500 Capital Objects	600 Debt Retirement	700 Insurance- Judgment	800 Transfers
39	691	Other Support Services Prog.										
40												
41	600	TOTAL SUPPORT SERV.**	819,345	971,492	340,315	145,363	440,500	25,500	0	0	19,814	0
42												
43	710	Child Nutrition Program	5,436	5,884		5,884						
44	720	Community Services Program										
45	730	Enterprise Operations										
46	700	TOTAL NON-INSTRUCTION**	5,436	5,884	0	5,884	0	0	0	0	0	0
47												
48	810	Capital Assets-Student Occ										
49	811	Capital Assets-Non Student Occ										
50	800	TOTAL CAPITAL ASSETS PROG**	0	0	0	0	0	0	0	0	0	0
51												
52	911	Debt Services Prog.-Princ.										
53	912	Debt Services Prog.-Int.										
54	913	Debt Serv Prog-Refnded Debt										
55	920	Transfers Out	577,450	580,200								580,200
56												
57	900	TOTAL OTHER SERVICES **	577,450	580,200	0	0	0	0	0	0	0	580,200
58												
59												
60		TOTAL EXPENDITURES ** (Lines 14+41+47+49+57) **	3,273,975	3,581,667	1,652,721	679,782	504,420	144,730	0	0	19,814	580,200
61												
62	950	Contingency Reserve (5% of Line 60)										
63												
64		TOTAL APPROPRIATION (Line 60 + Line 62)	3,273,975	3,581,667								
65												
66		BUDGET SUMMARY										
67												
68		Beginning Fund Balance	1,452,970CR	1,605,928CR								
69		Revenues + Transfers In	3,426,933CR	3,721,242CR								
70		TOTAL REVENUE (68 + 69)	4,879,903CR	5,327,170CR								
71												
72		Total Appropriation	3,273,975	3,581,667								
73		Unappropriated Balance	1,605,928	1,745,503								
74		TOTAL APPROPRIATION (72+73)	4,879,903	5,327,170								

BUDGET SUMMARY

The total on line 70 must equal the total on line 74

**BUDGET
REVENUES**
July 1, 2022 - June 30, 2023

Line	Code	REVENUES Item	Prior Year Budget	Proposed Budget		Line	Code	REVENUES Item	Prior Year Budget	Proposed Budget	
				Line Amounts	Totals					Line Amounts	Totals
1	320000	Estimated Fund Balance		*****		40	429000	Other County			
2		as of July 1	0	*****	0	41	420000	TOTAL COUNTY **	0	*****	0
3	411100	Taxes-General M & O				42					
4	411200	Taxes-Supplemental				43	431100	Base Support Program			
5	411300	Taxes-Emergency				44	431200	Transportation Support			
6	411400	Taxes-Tort				45	431400	Except Child/SED Support			
7	411500	Taxes-Cooperative				46	431500	Border Tuition Support			
8	411600	Taxes-Tuition				47	431600	Tuition Equivalency			
9	411700	Taxes-Migrant				48	431800	Benefit Apportionment			
10	411900	Taxes-Other				49	431900	Other State Support			
11	412100	Taxes-Plant Facility				50	432100	Driver Education Prog.			
12	412500	Taxes-Bond & Interest				51	432400	Professional Technical Prog			
13		TOTAL TAXES **	0	*****	0	52	437000	Lottery/Additional State Maint			
14	413000	Penalty: Delinquent Taxes				53	438000	Rev in Lieu of/Ag Equip Tax			
15						54	439000	Other State Revenue			
16	414100	Tuition - Individuals				55					
17	414200	Tuition-Districts in Idaho				56	430000	TOTAL STATE **	0	*****	0
18	414300	Tuition-Out of State Districts				57					
19						58	442000	Indirect Unrestricted Fed.			
20	415000	Earnings on Investments				59	443000	Direct Restricted Fed.			
21						60	445100	Title I - ESEA			
22	416100	School Food Service				61	445200	Title VI, ESEA-Innovative Pr			
23	416200	Meal Sales: Non-Reimb.				62	445300	Perkins III-Voc Tech Act			
24	416900	Other Food Sales				63	445400	Adult Education			
25						64	445500	Child Nutrition Reimb.			
26	417100	Admissions/Activities				65	445600	Title VI-B			
27	417200	Bookstore Sales				66	445900	Other Indirect Fed. Prog.			
28	417300	Clubs, Org. Dues, Etc.				67	448200	Impact Aid - P.L. 874			
29	417400	School Fees & Charges				68	440000	TOTAL FEDERAL **	0	*****	0
30	417900	Other Student Revenues				69					
31						70	451000	Proceeds: Bonds,Capital Leases			
32	418100	Community Service				71	453000	Sale of Fixed Assets			
33						72	450000	TOTAL OTHER **	0	*****	0
34	419100	Rentals				73					
35	419200	Contributions/Donations				74		TOTAL REVENUES **	0	*****	0
36	419300	Transportaion Fees				75					
37	419900	Other Local				76	460000	TRANSFERS IN			
38		TOTAL OTHER LOCAL **	0	*****	0	77					
39	410000	TOTAL LOCAL ** (Line 13 + 38)	0	*****	0	78	400000	BAL. + REVENUE + TRANS. (Lines 1 + 74 + 76)	0	*****	0

[illegible]

**BUDGET
EXPENDITURES**
July 1, 2022 - June 30, 2023

Line	Code	EXPENDITURES Functions/Programs	Prior Year Budget	Proposed Budget	100 Salaries	200 Benefits	300 Purchased Services	400 Supplies Materials	500 Capital Objects	600 Debt Retirement	700 Insurance- Judgment	800 Transfers
39	691	Other Support Services Prog.										
40												
41	600	TOTAL SUPPORT SERV.**	0	0	0	0	0	0	0	0	0	0
42												
43	710	Child Nutrition Program										
44	720	Community Services Program										
45	730	Enterprise Operations										
46	700	TOTAL NON-INSTRUCTION**	0	0	0	0	0	0	0	0	0	0
47												
48	810	Capital Assets-Student Occ										
49	811	Capital Assets-Non Student Occ										
50	800	TOTAL CAPITAL ASSETS PROG**	0	0	0	0	0	0	0	0	0	0
51												
52	911	Debt Services Prog.-Princ.										
53	912	Debt Services Prog.-Int.										
54	913	Debt Serv Prog-Refnded Debt										
55	920	Transfers Out										
56												
57	900	TOTAL OTHER SERVICES **	0	0	0	0	0	0	0	0	0	0
58												
59												
60		TOTAL EXPENDITURES ** (Lines 14+41+47+49+57) **	0	0	0	0	0	0	0	0	0	0
61												
62	950	Contingency Reserve (5% of Line 60)										
63												
64		TOTAL APPROPRIATION (Line 60 + Line 62)	0	0								
65												
66		BUDGET SUMMARY										
67												
68		Beginning Fund Balance										
69		Revenues + Transfers In										
70		TOTAL REVENUE (68 + 69)	0	0								
71												
72		Total Appropriation										
73		Unappropriated Balance										
74		TOTAL APPROPRIATION (72+73)	0	0								

BUDGET SUMMARY

The total on line 70 must equal the total on line 74

**BUDGET
REVENUES**
July 1, 2022 - June 30, 2023

Line	Code	REVENUES Item	Prior Year Budget	Proposed Budget		Line	Code	REVENUES Item	Prior Year Budget	Proposed Budget	
				Line Amounts	Totals					Line Amounts	Totals
1	320000	Estimated Fund Balance	4,176CR	4,126CR		40	429000	Other County			
2		as of July 1	4,176CR	*****	4,126CR	41	420000	TOTAL COUNTY **	0	*****	0
3	411100	Taxes-General M & O				42					
4	411200	Taxes-Supplemental				43	431100	Base Support Program			
5	411300	Taxes-Emergency				44	431200	Transportation Support			
6	411400	Taxes-Tort				45	431400	Except Child/SED Support			
7	411500	Taxes-Cooperative				46	431500	Border Tuition Support			
8	411600	Taxes-Tuition				47	431600	Tuition Equivalency			
9	411700	Taxes-Migrant				48	431800	Benefit Apportionment			
10	411900	Taxes-Other				49	431900	Other State Support			
11	412100	Taxes-Plant Facility				50	432100	Driver Education Prog.			
12	412500	Taxes-Bond & Interest				51	432400	Professional Technical Prog			
13		TOTAL TAXES **	0	*****	0	52	437000	Lottery/Additional State Maint			
14	413000	Penalty: Delinquent Taxes				53	438000	Rev in Lieu of/Ag Equip Tax			
15						54	439000	Other State Revenue			
16	414100	Tuition - Individuals				55					
17	414200	Tuition-Districts in Idaho				56	430000	TOTAL STATE **	0	*****	0
18	414300	Tuition-Out of State Districts				57					
19						58	442000	Indirect Unrestricted Fed.			
20	415000	Earnings on Investments				59	443000	Direct Restricted Fed.			
21						60	445100	Title I - ESEA			
22	416100	School Food Service				61	445200	Title VI, ESEA-Innovative Pr			
23	416200	Meal Sales: Non-Reimb.				62	445300	Perkins III-Voc Tech Act			
24	416900	Other Food Sales				63	445400	Adult Education			
25						64	445500	Child Nutrition Reimb.			
26	417100	Admissions/Activities				65	445600	Title VI-B			
27	417200	Bookstore Sales				66	445900	Other Indirect Fed. Prog.			
28	417300	Clubs, Org. Dues, Etc.				67	448200	Impact Aid - P.L. 874			
29	417400	School Fees & Charges				68	440000	TOTAL FEDERAL **	0	*****	0
30	417900	Other Student Revenues				69					
31						70	451000	Proceeds: Bonds,Capital Leases			
32	418100	Community Service				71	453000	Sale of Fixed Assets			
33						72	450000	TOTAL OTHER **	0	*****	0
34	419100	Rentals				73					
35	419200	Contributions/Donations				74		TOTAL REVENUES **	0	*****	0
36	419300	Transportaion Fees				75					
37	419900	Other Local				76	460000	TRANSFERS IN			
38		TOTAL OTHER LOCAL **	0	*****	0	77					
39	410000	TOTAL LOCAL ** (Line 13 + 38)	0	*****	0	78	400000	BAL. + REVENUE + TRANS. (Lines 1 + 74 + 76)	4,176CR	*****	4,126CR

[illegible]

BUDGET
EXPENDITURES
 July 1, 2022 - June 30, 2023

Line	Code	EXPENDITURES Functions/Programs	Prior Year Budget	Proposed Budget	100 Salaries	200 Benefits	300 Purchased Services	400 Supplies Materials	500 Capital Objects	600 Debt Retirement	700 Insurance- Judgment	800 Transfers
39	691	Other Support Services Prog.										
40												
41	600	TOTAL SUPPORT SERV.**	0	0	0	0	0	0	0	0	0	0
42												
43	710	Child Nutrition Program										
44	720	Community Services Program										
45	730	Enterprise Operations										
46	700	TOTAL NON-INSTRUCTION**	0	0	0	0	0	0	0	0	0	0
47												
48	810	Capital Assets-Student Occ										
49	811	Capital Assets-Non Student Occ										
50	800	TOTAL CAPITAL ASSETS PROG**	0	0	0	0	0	0	0	0	0	0
51												
52	911	Debt Services Prog.-Princ.										
53	912	Debt Services Prog.-Int.										
54	913	Debt Serv Prog-Refnded Debt										
55	920	Transfers Out										
56												
57	900	TOTAL OTHER SERVICES **	0	0	0	0	0	0	0	0	0	0
58												
59												
60		TOTAL EXPENDITURES ** (Lines 14+41+47+49+57) **	50	0	0	0	0	0	0	0	0	0
61												
62	950	Contingency Reserve (5% of Line 60)										
63												
64		TOTAL APPROPRIATION (Line 60 + Line 62)	50	0								
65												
66		BUDGET SUMMARY										
67												
68		Beginning Fund Balance	4,176CR	4,126CR								
69		Revenues + Transfers In										
70		TOTAL REVENUE (68 + 69)	4,176CR	4,126CR								
71												
72		Total Appropriation	50									
73		Unappropriated Balance	4,126	4,126								
74		TOTAL APPROPRIATION (72+73)	4,176	4,126								

BUDGET SUMMARY

The total on line 70 must equal the total on line 74

**BUDGET
REVENUES**
July 1, 2022 - June 30, 2023

Line	Code	REVENUES Item	Prior Year Budget	Proposed Budget		Line	Code	REVENUES Item	Prior Year Budget	Proposed Budget	
				Line Amounts	Totals					Line Amounts	Totals
1	320000	Estimated Fund Balance		*****		40	429000	Other County			
2		as of July 1	0	*****	0	41	420000	TOTAL COUNTY **	0	*****	0
3	411100	Taxes-General M & O				42					
4	411200	Taxes-Supplemental				43	431100	Base Support Program			
5	411300	Taxes-Emergency				44	431200	Transportation Support			
6	411400	Taxes-Tort				45	431400	Except Child/SED Support			
7	411500	Taxes-Cooperative				46	431500	Border Tuition Support			
8	411600	Taxes-Tuition				47	431600	Tuition Equivalency			
9	411700	Taxes-Migrant				48	431800	Benefit Apportionment			
10	411900	Taxes-Other				49	431900	Other State Support			
11	412100	Taxes-Plant Facility				50	432100	Driver Education Prog.			
12	412500	Taxes-Bond & Interest				51	432400	Professional Technical Prog			
13		TOTAL TAXES **	0	*****	0	52	437000	Lottery/Additional State Maint			
14	413000	Penalty: Delinquent Taxes				53	438000	Rev in Lieu of/Ag Equip Tax			
15						54	439000	Other State Revenue			
16	414100	Tuition - Individuals				55					
17	414200	Tuition-Districts in Idaho				56	430000	TOTAL STATE **	0	*****	0
18	414300	Tuition-Out of State Districts				57					
19						58	442000	Indirect Unrestricted Fed.			
20	415000	Earnings on Investments				59	443000	Direct Restricted Fed.			
21						60	445100	Title I - ESEA			
22	416100	School Food Service				61	445200	Title VI, ESEA-Innovative Pr			
23	416200	Meal Sales: Non-Reimb.				62	445300	Perkins III-Voc Tech Act			
24	416900	Other Food Sales				63	445400	Adult Education			
25						64	445500	Child Nutrition Reimb.			
26	417100	Admissions/Activities				65	445600	Title VI-B			
27	417200	Bookstore Sales				66	445900	Other Indirect Fed. Prog.			
28	417300	Clubs, Org. Dues, Etc.				67	448200	Impact Aid - P.L. 874			
29	417400	School Fees & Charges				68	440000	TOTAL FEDERAL **	0	*****	0
30	417900	Other Student Revenues				69					
31						70	451000	Proceeds: Bonds,Capital Leases			
32	418100	Community Service				71	453000	Sale of Fixed Assets			
33						72	450000	TOTAL OTHER **	0	*****	0
34	419100	Rentals				73					
35	419200	Contributions/Donations				74		TOTAL REVENUES **	0	*****	0
36	419300	Transportaion Fees				75					
37	419900	Other Local				76	460000	TRANSFERS IN			
38		TOTAL OTHER LOCAL **	0	*****	0	77					
39	410000	TOTAL LOCAL ** (Line 13 + 38)	0	*****	0	78	400000	BAL. + REVENUE + TRANS. (Lines 1 + 74 + 76)	0	*****	0

[illegible]

**BUDGET
EXPENDITURES**
July 1, 2022 - June 30, 2023

Line	Code	EXPENDITURES Functions/Programs	Prior Year Budget	Proposed Budget	100 Salaries	200 Benefits	300 Purchased Services	400 Supplies Materials	500 Capital Objects	600 Debt Retirement	700 Insurance- Judgment	800 Transfers
39	691	Other Support Services Prog.										
40												
41	600	TOTAL SUPPORT SERV.**	0	0	0	0	0	0	0	0	0	0
42												
43	710	Child Nutrition Program										
44	720	Community Services Program										
45	730	Enterprise Operations										
46	700	TOTAL NON-INSTRUCTION**	0	0	0	0	0	0	0	0	0	0
47												
48	810	Capital Assets-Student Occ										
49	811	Capital Assets-Non Student Occ										
50	800	TOTAL CAPITAL ASSETS PROG**	0	0	0	0	0	0	0	0	0	0
51												
52	911	Debt Services Prog.-Princ.										
53	912	Debt Services Prog.-Int.										
54	913	Debt Serv Prog-Refnded Debt										
55	920	Transfers Out										
56												
57	900	TOTAL OTHER SERVICES **	0	0	0	0	0	0	0	0	0	0
58												
59												
60		TOTAL EXPENDITURES ** (Lines 14+41+47+49+57) **	0	0	0	0	0	0	0	0	0	0
61												
62	950	Contingency Reserve (5% of Line 60)										
63												
64		TOTAL APPROPRIATION (Line 60 + Line 62)	0	0								
65												
66		BUDGET SUMMARY										
67												
68		Beginning Fund Balance										
69		Revenues + Transfers In										
70		TOTAL REVENUE (68 + 69)	0	0								
71												
72		Total Appropriation										
73		Unappropriated Balance										
74		TOTAL APPROPRIATION (72+73)	0	0								

BUDGET SUMMARY

The total on line 70 must equal the total on line 74

**BUDGET
REVENUES**
July 1, 2022 - June 30, 2023

Line	Code	REVENUES Item	Prior Year Budget	Proposed Budget		Line	Code	REVENUES Item	Prior Year Budget	Proposed Budget	
				Line Amounts	Totals					Line Amounts	Totals
1	320000	Estimated Fund Balance	44,892CR	44,892CR		40	429000	Other County			
2		as of July 1	44,892CR	*****	44,892CR	41	420000	TOTAL COUNTY **	0	*****	0
3	411100	Taxes-General M & O				42					
4	411200	Taxes-Supplemental				43	431100	Base Support Program			
5	411300	Taxes-Emergency				44	431200	Transportation Support			
6	411400	Taxes-Tort				45	431400	Except Child/SED Support			
7	411500	Taxes-Cooperative				46	431500	Border Tuition Support			
8	411600	Taxes-Tuition				47	431600	Tuition Equivalency			
9	411700	Taxes-Migrant				48	431800	Benefit Apportionment			
10	411900	Taxes-Other				49	431900	Other State Support			
11	412100	Taxes-Plant Facility				50	432100	Driver Education Prog.			
12	412500	Taxes-Bond & Interest				51	432400	Professional Technical Prog			
13		TOTAL TAXES **	0	*****	0	52	437000	Lottery/Additional State Maint			
14	413000	Penalty: Delinquent Taxes				53	438000	Rev in Lieu of/Ag Equip Tax			
15						54	439000	Other State Revenue			
16	414100	Tuition - Individuals				55					
17	414200	Tuition-Districts in Idaho				56	430000	TOTAL STATE **	0	*****	0
18	414300	Tuition-Out of State Districts				57					
19						58	442000	Indirect Unrestricted Fed.			
20	415000	Earnings on Investments				59	443000	Direct Restricted Fed.			
21						60	445100	Title I - ESEA			
22	416100	School Food Service				61	445200	Title VI, ESEA-Innovative Pr			
23	416200	Meal Sales: Non-Reimb.				62	445300	Perkins III-Voc Tech Act			
24	416900	Other Food Sales				63	445400	Adult Education			
25						64	445500	Child Nutrition Reimb.			
26	417100	Admissions/Activities				65	445600	Title VI-B			
27	417200	Bookstore Sales				66	445900	Other Indirect Fed. Prog.			
28	417300	Clubs, Org. Dues, Etc.				67	448200	Impact Aid - P.L. 874			
29	417400	School Fees & Charges				68	440000	TOTAL FEDERAL **	0	*****	0
30	417900	Other Student Revenues				69					
31						70	451000	Proceeds: Bonds,Capital Leases			
32	418100	Community Service				71	453000	Sale of Fixed Assets			
33						72	450000	TOTAL OTHER **	0	*****	0
34	419100	Rentals				73					
35	419200	Contributions/Donations				74		TOTAL REVENUES **	0	*****	0
36	419300	Transportaion Fees				75					
37	419900	Other Local				76	460000	TRANSFERS IN			
38		TOTAL OTHER LOCAL **	0	*****	0	77					
39	410000	TOTAL LOCAL ** (Line 13 + 38)	0	*****	0	78	400000	BAL. + REVENUE + TRANS. (Lines 1 + 74 + 76)	44,892CR	*****	44,892CR

[illegible]

**BUDGET
EXPENDITURES**
July 1, 2022 - June 30, 2023

Line	Code	EXPENDITURES Functions/Programs	Prior Year Budget	Proposed Budget	100 Salaries	200 Benefits	300 Purchased Services	400 Supplies Materials	500 Capital Objects	600 Debt Retirement	700 Insurance- Judgment	800 Transfers
39	691	Other Support Services Prog.										
40												
41	600	TOTAL SUPPORT SERV.**	0	0	0	0	0	0	0	0	0	0
42												
43	710	Child Nutrition Program										
44	720	Community Services Program										
45	730	Enterprise Operations										
46	700	TOTAL NON-INSTRUCTION**	0	0	0	0	0	0	0	0	0	0
47												
48	810	Capital Assets-Student Occ										
49	811	Capital Assets-Non Student Occ										
50	800	TOTAL CAPITAL ASSETS PROG**	0	0	0	0	0	0	0	0	0	0
51												
52	911	Debt Services Prog.-Princ.										
53	912	Debt Services Prog.-Int.										
54	913	Debt Serv Prog-Refnded Debt										
55	920	Transfers Out										
56												
57	900	TOTAL OTHER SERVICES **	0	0	0	0	0	0	0	0	0	0
58												
59												
60		TOTAL EXPENDITURES ** (Lines 14+41+47+49+57) **	0	0	0	0	0	0	0	0	0	0
61												
62	950	Contingency Reserve (5% of Line 60)										
63												
64		TOTAL APPROPRIATION (Line 60 + Line 62)	0	0								
65												
66		BUDGET SUMMARY										
67												
68		Beginning Fund Balance	44,892CR	44,892CR								
69		Revenues + Transfers In										
70		TOTAL REVENUE (68 + 69)	44,892CR	44,892CR								
71												
72		Total Appropriation										
73		Unappropriated Balance	44,892	44,892								
74		TOTAL APPROPRIATION (72+73)	44,892	44,892								

BUDGET SUMMARY

The total on line 70 must equal the total on line 74

**BUDGET
REVENUES**
July 1, 2022 - June 30, 2023

Line	Code	REVENUES Item	Prior Year Budget	Proposed Budget		Line	Code	REVENUES Item	Prior Year Budget	Proposed Budget	
				Line Amounts	Totals					Line Amounts	Totals
1	320000	Estimated Fund Balance		*****		40	429000	Other County			
2		as of July 1	0	*****	0	41	420000	TOTAL COUNTY **	0	*****	0
3	411100	Taxes-General M & O				42					
4	411200	Taxes-Supplemental				43	431100	Base Support Program			
5	411300	Taxes-Emergency				44	431200	Transportation Support			
6	411400	Taxes-Tort				45	431400	Except Child/SED Support			
7	411500	Taxes-Cooperative				46	431500	Border Tuition Support			
8	411600	Taxes-Tuition				47	431600	Tuition Equivalency			
9	411700	Taxes-Migrant				48	431800	Benefit Apportionment			
10	411900	Taxes-Other				49	431900	Other State Support			
11	412100	Taxes-Plant Facility				50	432100	Driver Education Prog.			
12	412500	Taxes-Bond & Interest				51	432400	Professional Technical Prog			
13		TOTAL TAXES **	0	*****	0	52	437000	Lottery/Additional State Maint			
14	413000	Penalty: Delinquent Taxes				53	438000	Rev in Lieu of/Ag Equip Tax			
15						54	439000	Other State Revenue			
16	414100	Tuition - Individuals				55					
17	414200	Tuition-Districts in Idaho				56	430000	TOTAL STATE **	0	*****	0
18	414300	Tuition-Out of State Districts				57					
19						58	442000	Indirect Unrestricted Fed.			
20	415000	Earnings on Investments				59	443000	Direct Restricted Fed.			
21						60	445100	Title I - ESEA			
22	416100	School Food Service				61	445200	Title VI, ESEA-Innovative Pr			
23	416200	Meal Sales: Non-Reimb.				62	445300	Perkins III-Voc Tech Act			
24	416900	Other Food Sales				63	445400	Adult Education			
25						64	445500	Child Nutrition Reimb.			
26	417100	Admissions/Activities				65	445600	Title VI-B			
27	417200	Bookstore Sales				66	445900	Other Indirect Fed. Prog.			
28	417300	Clubs, Org. Dues, Etc.				67	448200	Impact Aid - P.L. 874			
29	417400	School Fees & Charges				68	440000	TOTAL FEDERAL **	0	*****	0
30	417900	Other Student Revenues				69					
31						70	451000	Proceeds: Bonds,Capital Leases			
32	418100	Community Service				71	453000	Sale of Fixed Assets			
33						72	450000	TOTAL OTHER **	0	*****	0
34	419100	Rentals				73					
35	419200	Contributions/Donations				74		TOTAL REVENUES **	0	*****	0
36	419300	Transportaion Fees				75					
37	419900	Other Local				76	460000	TRANSFERS IN			
38		TOTAL OTHER LOCAL **	0	*****	0	77					
39	410000	TOTAL LOCAL ** (Line 13 + 38)	0	*****	0	78	400000	BAL. + REVENUE + TRANS. (Lines 1 + 74 + 76)	0	*****	0

[illegible]

**BUDGET
EXPENDITURES**
July 1, 2022 - June 30, 2023

Line	Code	EXPENDITURES Functions/Programs	Prior Year Budget	Proposed Budget	100 Salaries	200 Benefits	300 Purchased Services	400 Supplies Materials	500 Capital Objects	600 Debt Retirement	700 Insurance- Judgment	800 Transfers
39	691	Other Support Services Prog.										
40												
41	600	TOTAL SUPPORT SERV.**	0	0	0	0	0	0	0	0	0	0
42												
43	710	Child Nutrition Program										
44	720	Community Services Program										
45	730	Enterprise Operations										
46	700	TOTAL NON-INSTRUCTION**	0	0	0	0	0	0	0	0	0	0
47												
48	810	Capital Assets-Student Occ										
49	811	Capital Assets-Non Student Occ										
50	800	TOTAL CAPITAL ASSETS PROG**	0	0	0	0	0	0	0	0	0	0
51												
52	911	Debt Services Prog.-Princ.										
53	912	Debt Services Prog.-Int.										
54	913	Debt Serv Prog-Refnded Debt										
55	920	Transfers Out										
56												
57	900	TOTAL OTHER SERVICES **	0	0	0	0	0	0	0	0	0	0
58												
59												
60		TOTAL EXPENDITURES ** (Lines 14+41+47+49+57) **	0	0	0	0	0	0	0	0	0	0
61												
62	950	Contingency Reserve (5% of Line 60)										
63												
64		TOTAL APPROPRIATION (Line 60 + Line 62)	0	0								
65												
66		BUDGET SUMMARY										
67												
68		Beginning Fund Balance										
69		Revenues + Transfers In										
70		TOTAL REVENUE (68 + 69)	0	0								
71												
72		Total Appropriation										
73		Unappropriated Balance										
74		TOTAL APPROPRIATION (72+73)	0	0								

BUDGET SUMMARY

The total on line 70 must equal the total on line 74

**BUDGET
REVENUES**
July 1, 2022 - June 30, 2023

Line	Code	REVENUES Item	Prior Year Budget	Proposed Budget		Line	Code	REVENUES Item	Prior Year Budget	Proposed Budget	
				Line Amounts	Totals					Line Amounts	Totals
1	320000	Estimated Fund Balance	132,486CR	167,246CR		40	429000	Other County			
2		as of July 1	132,486CR	*****	167,246CR	41	420000	TOTAL COUNTY **	0	*****	0
3	411100	Taxes-General M & O				42					
4	411200	Taxes-Supplemental				43	431100	Base Support Program			
5	411300	Taxes-Emergency				44	431200	Transportation Support			
6	411400	Taxes-Tort				45	431400	Except Child/SED Support			
7	411500	Taxes-Cooperative				46	431500	Border Tuition Support			
8	411600	Taxes-Tuition				47	431600	Tuition Equivalency			
9	411700	Taxes-Migrant				48	431800	Benefit Apportionment			
10	411900	Taxes-Other				49	431900	Other State Support	68,460CR	66,500CR	
11	412100	Taxes-Plant Facility				50	432100	Driver Education Prog.			
12	412500	Taxes-Bond & Interest				51	432400	Professional Technical Prog			
13		TOTAL TAXES **	0	*****	0	52	437000	Lottery/Additional State Maint			
14	413000	Penalty: Delinquent Taxes				53	438000	Rev in Lieu of/Ag Equip Tax			
15						54	439000	Other State Revenue			
16	414100	Tuition - Individuals				55					
17	414200	Tuition-Districts in Idaho				56	430000	TOTAL STATE **	68,460CR	*****	66,500CR
18	414300	Tuition-Out of State Districts				57					
19						58	442000	Indirect Unrestricted Fed.			
20	415000	Earnings on Investments				59	443000	Direct Restricted Fed.			
21						60	445100	Title I - ESEA			
22	416100	School Food Service				61	445200	Title VI, ESEA-Innovative Pr			
23	416200	Meal Sales: Non-Reimb.				62	445300	Perkins III-Voc Tech Act			
24	416900	Other Food Sales				63	445400	Adult Education			
25						64	445500	Child Nutrition Reimb.			
26	417100	Admissions/Activities				65	445600	Title VI-B			
27	417200	Bookstore Sales				66	445900	Other Indirect Fed. Prog.			
28	417300	Clubs, Org. Dues, Etc.				67	448200	Impact Aid - P.L. 874			
29	417400	School Fees & Charges				68	440000	TOTAL FEDERAL **	0	*****	0
30	417900	Other Student Revenues				69					
31						70	451000	Proceeds: Bonds,Capital Leases			
32	418100	Community Service				71	453000	Sale of Fixed Assets			
33						72	450000	TOTAL OTHER **	0	*****	0
34	419100	Rentals				73					
35	419200	Contributions/Donations				74		TOTAL REVENUES **	68,460CR	*****	66,500CR
36	419300	Transportaion Fees				75					
37	419900	Other Local				76	460000	TRANSFERS IN			
38		TOTAL OTHER LOCAL **	0	*****	0	77					
39	410000	TOTAL LOCAL ** (Line 13 + 38)	0	*****	0	78	400000	BAL. + REVENUE + TRANS. (Lines 1 + 74 + 76)	200,946CR	*****	233,746CR

[illegible]

**BUDGET
EXPENDITURES**
July 1, 2022 - June 30, 2023

Line	Code	EXPENDITURES Functions/Programs	Prior Year Budget	Proposed Budget	100 Salaries	200 Benefits	300 Purchased Services	400 Supplies Materials	500 Capital Objects	600 Debt Retirement	700 Insurance- Judgment	800 Transfers
39	691	Other Support Services Prog.										
40												
41	600	TOTAL SUPPORT SERV.**	0	0	0	0	0	0	0	0	0	0
42												
43	710	Child Nutrition Program										
44	720	Community Services Program										
45	730	Enterprise Operations										
46	700	TOTAL NON-INSTRUCTION**	0	0	0	0	0	0	0	0	0	0
47												
48	810	Capital Assets-Student Occ										
49	811	Capital Assets-Non Student Occ										
50	800	TOTAL CAPITAL ASSETS PROG**	0	0	0	0	0	0	0	0	0	0
51												
52	911	Debt Services Prog.-Princ.										
53	912	Debt Services Prog.-Int.										
54	913	Debt Serv Prog-Refnded Debt										
55	920	Transfers Out										
56												
57	900	TOTAL OTHER SERVICES **	0	0	0	0	0	0	0	0	0	0
58												
59												
60		TOTAL EXPENDITURES ** (Lines 14+41+47+49+57) **	33,700	66,500	7,500	0	26,000	33,000	0	0	0	0
61												
62	950	Contingency Reserve (5% of Line 60)										
63												
64		TOTAL APPROPRIATION (Line 60 + Line 62)	33,700	66,500								
65												
66		BUDGET SUMMARY										
67												
68		Beginning Fund Balance	132,486CR	167,246CR								
69		Revenues + Transfers In	68,460CR	66,500CR								
70		TOTAL REVENUE (68 + 69)	200,946CR	233,746CR								
71												
72		Total Appropriation	33,700	66,500								
73		Unappropriated Balance	167,246	167,246								
74		TOTAL APPROPRIATION (72+73)	200,946	233,746								

BUDGET SUMMARY

The total on line 70 must equal the total on line 74

**BUDGET
REVENUES**
July 1, 2022 - June 30, 2023

Line	Code	REVENUES Item	Prior Year Budget	Proposed Budget		Line	Code	REVENUES Item	Prior Year Budget	Proposed Budget	
				Line Amounts	Totals					Line Amounts	Totals
1	320000	Estimated Fund Balance	20,395CR	23,353CR		40	429000	Other County			
2		as of July 1	20,395CR	*****	23,353CR	41	420000	TOTAL COUNTY **	0	*****	0
3	411100	Taxes-General M & O				42					
4	411200	Taxes-Supplemental				43	431100	Base Support Program			
5	411300	Taxes-Emergency				44	431200	Transportation Support			
6	411400	Taxes-Tort				45	431400	Except Child/SED Support			
7	411500	Taxes-Cooperative				46	431500	Border Tuition Support			
8	411600	Taxes-Tuition				47	431600	Tuition Equivalency			
9	411700	Taxes-Migrant				48	431800	Benefit Apportionment			
10	411900	Taxes-Other				49	431900	Other State Support	7,958CR	7,513CR	
11	412100	Taxes-Plant Facility				50	432100	Driver Education Prog.			
12	412500	Taxes-Bond & Interest				51	432400	Professional Technical Prog			
13		TOTAL TAXES **	0	*****	0	52	437000	Lottery/Additional State Maint			
14	413000	Penalty: Delinquent Taxes				53	438000	Rev in Lieu of/Ag Equip Tax			
15						54	439000	Other State Revenue			
16	414100	Tuition - Individuals				55					
17	414200	Tuition-Districts in Idaho				56	430000	TOTAL STATE **	7,958CR	*****	7,513CR
18	414300	Tuition-Out of State Districts				57					
19						58	442000	Indirect Unrestricted Fed.			
20	415000	Earnings on Investments				59	443000	Direct Restricted Fed.			
21						60	445100	Title I - ESEA			
22	416100	School Food Service				61	445200	Title VI, ESEA-Innovative Pr			
23	416200	Meal Sales: Non-Reimb.				62	445300	Perkins III-Voc Tech Act			
24	416900	Other Food Sales				63	445400	Adult Education			
25						64	445500	Child Nutrition Reimb.			
26	417100	Admissions/Activities				65	445600	Title VI-B			
27	417200	Bookstore Sales				66	445900	Other Indirect Fed. Prog.			
28	417300	Clubs, Org. Dues, Etc.				67	448200	Impact Aid - P.L. 874			
29	417400	School Fees & Charges				68	440000	TOTAL FEDERAL **	0	*****	0
30	417900	Other Student Revenues				69					
31						70	451000	Proceeds: Bonds,Capital Leases			
32	418100	Community Service				71	453000	Sale of Fixed Assets			
33						72	450000	TOTAL OTHER **	0	*****	0
34	419100	Rentals				73					
35	419200	Contributions/Donations				74		TOTAL REVENUES **	7,958CR	*****	7,513CR
36	419300	Transportaion Fees				75					
37	419900	Other Local				76	460000	TRANSFERS IN			
38		TOTAL OTHER LOCAL **	0	*****	0	77					
39	410000	TOTAL LOCAL ** (Line 13 + 38)	0	*****	0	78	400000	BAL. + REVENUE + TRANS. (Lines 1 + 74 + 76)	28,353CR	*****	30,866CR

[illegible]

**BUDGET
EXPENDITURES**
July 1, 2022 - June 30, 2023

Line	Code	EXPENDITURES Functions/Programs	Prior Year Budget	Proposed Budget	100 Salaries	200 Benefits	300 Purchased Services	400 Supplies Materials	500 Capital Objects	600 Debt Retirement	700 Insurance- Judgment	800 Transfers
39	691	Other Support Services Prog.										
40												
41	600	TOTAL SUPPORT SERV.**	0	0	0	0	0	0	0	0	0	0
42												
43	710	Child Nutrition Program										
44	720	Community Services Program										
45	730	Enterprise Operations										
46	700	TOTAL NON-INSTRUCTION**	0	0	0	0	0	0	0	0	0	0
47												
48	810	Capital Assets-Student Occ										
49	811	Capital Assets-Non Student Occ										
50	800	TOTAL CAPITAL ASSETS PROG**	0	0	0	0	0	0	0	0	0	0
51												
52	911	Debt Services Prog.-Princ.										
53	912	Debt Services Prog.-Int.										
54	913	Debt Serv Prog-Refnded Debt										
55	920	Transfers Out										
56												
57	900	TOTAL OTHER SERVICES **	0	0	0	0	0	0	0	0	0	0
58												
59												
60		TOTAL EXPENDITURES ** (Lines 14+41+47+49+57) **	5,000	7,513	0	0	0	2,500	5,013	0	0	0
61												
62	950	Contingency Reserve (5% of Line 60)										
63												
64		TOTAL APPROPRIATION (Line 60 + Line 62)	5,000	7,513								
65												
66		BUDGET SUMMARY										
67												
68		Beginning Fund Balance	20,395CR	23,353CR								
69		Revenues + Transfers In	7,958CR	7,513CR								
70		TOTAL REVENUE (68 + 69)	28,353CR	30,866CR								
71												
72		Total Appropriation	5,000	7,513								
73		Unappropriated Balance	23,353	23,353								
74		TOTAL APPROPRIATION (72+73)	28,353	30,866								

BUDGET SUMMARY

The total on line 70 must equal the total on line 74

**BUDGET
REVENUES**
July 1, 2022 - June 30, 2023

Line	Code	REVENUES Item	Prior Year Budget	Proposed Budget		Line	Code	REVENUES Item	Prior Year Budget	Proposed Budget	
				Line Amounts	Totals					Line Amounts	Totals
1	320000	Estimated Fund Balance		*****		40	429000	Other County			
2		as of July 1	0	*****	0	41	420000	TOTAL COUNTY **	0	*****	0
3	411100	Taxes-General M & O				42					
4	411200	Taxes-Supplemental				43	431100	Base Support Program			
5	411300	Taxes-Emergency				44	431200	Transportation Support			
6	411400	Taxes-Tort				45	431400	Except Child/SED Support			
7	411500	Taxes-Cooperative				46	431500	Border Tuition Support			
8	411600	Taxes-Tuition				47	431600	Tuition Equivalency			
9	411700	Taxes-Migrant				48	431800	Benefit Apportionment			
10	411900	Taxes-Other				49	431900	Other State Support			
11	412100	Taxes-Plant Facility				50	432100	Driver Education Prog.			
12	412500	Taxes-Bond & Interest				51	432400	Professional Technical Prog			
13		TOTAL TAXES **	0	*****	0	52	437000	Lottery/Additional State Maint			
14	413000	Penalty: Delinquent Taxes				53	438000	Rev in Lieu of/Ag Equip Tax			
15						54	439000	Other State Revenue			
16	414100	Tuition - Individuals				55					
17	414200	Tuition-Districts in Idaho				56	430000	TOTAL STATE **	0	*****	0
18	414300	Tuition-Out of State Districts				57					
19						58	442000	Indirect Unrestricted Fed.			
20	415000	Earnings on Investments				59	443000	Direct Restricted Fed.			
21						60	445100	Title I - ESEA			
22	416100	School Food Service				61	445200	Title VI, ESEA-Innovative Pr			
23	416200	Meal Sales: Non-Reimb.				62	445300	Perkins III-Voc Tech Act			
24	416900	Other Food Sales				63	445400	Adult Education			
25						64	445500	Child Nutrition Reimb.			
26	417100	Admissions/Activities				65	445600	Title VI-B			
27	417200	Bookstore Sales				66	445900	Other Indirect Fed. Prog.	40,898CR	356,282CR	
28	417300	Clubs, Org. Dues, Etc.				67	448200	Impact Aid - P.L. 874			
29	417400	School Fees & Charges				68	440000	TOTAL FEDERAL **	40,898CR	*****	356,282CR
30	417900	Other Student Revenues				69					
31						70	451000	Proceeds: Bonds,Capital Leases			
32	418100	Community Service				71	453000	Sale of Fixed Assets			
33						72	450000	TOTAL OTHER **	0	*****	0
34	419100	Rentals				73					
35	419200	Contributions/Donations				74		TOTAL REVENUES **	40,898CR	*****	356,282CR
36	419300	Transportaion Fees				75					
37	419900	Other Local				76	460000	TRANSFERS IN			
38		TOTAL OTHER LOCAL **	0	*****	0	77					
39	410000	TOTAL LOCAL ** (Line 13 + 38)	0	*****	0	78	400000	BAL. + REVENUE + TRANS. (Lines 1 + 74 + 76)	40,898CR	*****	356,282CR

[illegible]

BUDGET
EXPENDITURES
 July 1, 2022 - June 30, 2023

Line	Code	EXPENDITURES Functions/Programs	Prior Year Budget	Proposed Budget	100 Salaries	200 Benefits	300 Purchased Services	400 Supplies Materials	500 Capital Objects	600 Debt Retirement	700 Insurance- Judgment	800 Transfers
39	691	Other Support Services Prog.										
40												
41	600	TOTAL SUPPORT SERV.**	0	0	0	0	0	0	0	0	0	0
42												
43	710	Child Nutrition Program										
44	720	Community Services Program										
45	730	Enterprise Operations										
46	700	TOTAL NON-INSTRUCTION**	0	0	0	0	0	0	0	0	0	0
47												
48	810	Capital Assets-Student Occ										
49	811	Capital Assets-Non Student Occ										
50	800	TOTAL CAPITAL ASSETS PROG**	0	0	0	0	0	0	0	0	0	0
51												
52	911	Debt Services Prog.-Princ.										
53	912	Debt Services Prog.-Int.										
54	913	Debt Serv Prog-Refnded Debt										
55	920	Transfers Out										
56												
57	900	TOTAL OTHER SERVICES **	0	0	0	0	0	0	0	0	0	0
58												
59												
60		TOTAL EXPENDITURES ** (Lines 14+41+47+49+57) **	40,898	356,282	170,878	54,929	20,275	79,000	31,200	0	0	0
61												
62	950	Contingency Reserve (5% of Line 60)										
63												
64		TOTAL APPROPRIATION (Line 60 + Line 62)	40,898	356,282								
65												
66		BUDGET SUMMARY										
67												
68		Beginning Fund Balance										
69		Revenues + Transfers In	40,898CR	356,282CR								
70		TOTAL REVENUE (68 + 69)	40,898CR	356,282CR								
71												
72		Total Appropriation	40,898	356,282								
73		Unappropriated Balance										
74		TOTAL APPROPRIATION (72+73)	40,898	356,282								

BUDGET SUMMARY

The total on line 70 must equal the total on line 74

**BUDGET
REVENUES**
July 1, 2022 - June 30, 2023

Line	Code	REVENUES Item	Prior Year Budget	Proposed Budget		Line	Code	REVENUES Item	Prior Year Budget	Proposed Budget	
				Line Amounts	Totals					Line Amounts	Totals
1	320000	Estimated Fund Balance		*****		40	429000	Other County			
2		as of July 1	0	*****	0	41	420000	TOTAL COUNTY **	0	*****	0
3	411100	Taxes-General M & O				42					
4	411200	Taxes-Supplemental				43	431100	Base Support Program			
5	411300	Taxes-Emergency				44	431200	Transportation Support			
6	411400	Taxes-Tort				45	431400	Except Child/SED Support			
7	411500	Taxes-Cooperative				46	431500	Border Tuition Support			
8	411600	Taxes-Tuition				47	431600	Tuition Equivalency			
9	411700	Taxes-Migrant				48	431800	Benefit Apportionment			
10	411900	Taxes-Other				49	431900	Other State Support			
11	412100	Taxes-Plant Facility				50	432100	Driver Education Prog.			
12	412500	Taxes-Bond & Interest				51	432400	Professional Technical Prog			
13		TOTAL TAXES **	0	*****	0	52	437000	Lottery/Additional State Maint			
14	413000	Penalty: Delinquent Taxes				53	438000	Rev in Lieu of/Ag Equip Tax			
15						54	439000	Other State Revenue			
16	414100	Tuition - Individuals				55					
17	414200	Tuition-Districts in Idaho				56	430000	TOTAL STATE **	0	*****	0
18	414300	Tuition-Out of State Districts				57					
19						58	442000	Indirect Unrestricted Fed.			
20	415000	Earnings on Investments				59	443000	Direct Restricted Fed.			
21						60	445100	Title I - ESEA	118,109CR	130,787CR	
22	416100	School Food Service				61	445200	Title VI, ESEA-Innovative Pr			
23	416200	Meal Sales: Non-Reimb.				62	445300	Perkins III-Voc Tech Act			
24	416900	Other Food Sales				63	445400	Adult Education			
25						64	445500	Child Nutrition Reimb.			
26	417100	Admissions/Activities				65	445600	Title VI-B			
27	417200	Bookstore Sales				66	445900	Other Indirect Fed. Prog.			
28	417300	Clubs, Org. Dues, Etc.				67	448200	Impact Aid - P.L. 874			
29	417400	School Fees & Charges				68	440000	TOTAL FEDERAL **	118,109CR	*****	130,787CR
30	417900	Other Student Revenues				69					
31						70	451000	Proceeds: Bonds,Capital Leases			
32	418100	Community Service				71	453000	Sale of Fixed Assets			
33						72	450000	TOTAL OTHER **	0	*****	0
34	419100	Rentals				73					
35	419200	Contributions/Donations				74		TOTAL REVENUES **	118,109CR	*****	130,787CR
36	419300	Transportaion Fees				75					
37	419900	Other Local				76	460000	TRANSFERS IN			
38		TOTAL OTHER LOCAL **	0	*****	0	77					
39	410000	TOTAL LOCAL ** (Line 13 + 38)	0	*****	0	78	400000	BAL. + REVENUE + TRANS. (Lines 1 + 74 + 76)	118,109CR	*****	130,787CR

[illegible]

**BUDGET
EXPENDITURES**
July 1, 2022 - June 30, 2023

Line	Code	EXPENDITURES Functions/Programs	Prior Year Budget	Proposed Budget	100 Salaries	200 Benefits	300 Purchased Services	400 Supplies Materials	500 Capital Objects	600 Debt Retirement	700 Insurance- Judgment	800 Transfers
39	691	Other Support Services Prog.										
40												
41	600	TOTAL SUPPORT SERV.**	0	0	0	0	0	0	0	0	0	0
42												
43	710	Child Nutrition Program										
44	720	Community Services Program										
45	730	Enterprise Operations										
46	700	TOTAL NON-INSTRUCTION**	0	0	0	0	0	0	0	0	0	0
47												
48	810	Capital Assets-Student Occ										
49	811	Capital Assets-Non Student Occ										
50	800	TOTAL CAPITAL ASSETS PROG**	0	0	0	0	0	0	0	0	0	0
51												
52	911	Debt Services Prog.-Princ.										
53	912	Debt Services Prog.-Int.										
54	913	Debt Serv Prog-Refnded Debt										
55	920	Transfers Out										
56												
57	900	TOTAL OTHER SERVICES **	0	0	0	0	0	0	0	0	0	0
58												
59												
60		TOTAL EXPENDITURES ** (Lines 14+41+47+49+57) **	118,109	130,787	71,046	37,534	5,310	16,897	0	0	0	0
61												
62	950	Contingency Reserve (5% of Line 60)										
63												
64		TOTAL APPROPRIATION (Line 60 + Line 62)	118,109	130,787								
65												
66		BUDGET SUMMARY										
67												
68		Beginning Fund Balance										
69		Revenues + Transfers In	118,109CR	130,787CR								
70		TOTAL REVENUE (68 + 69)	118,109CR	130,787CR								
71												
72		Total Appropriation	118,109	130,787								
73		Unappropriated Balance										
74		TOTAL APPROPRIATION (72+73)	118,109	130,787								

BUDGET SUMMARY

The total on line 70 must equal the total on line 74

**BUDGET
REVENUES**
July 1, 2022 - June 30, 2023

Line	Code	REVENUES Item	Prior Year Budget	Proposed Budget		Line	Code	REVENUES Item	Prior Year Budget	Proposed Budget	
				Line Amounts	Totals					Line Amounts	Totals
1	320000	Estimated Fund Balance		*****		40	429000	Other County			
2		as of July 1	0	*****	0	41	420000	TOTAL COUNTY **	0	*****	0
3	411100	Taxes-General M & O				42					
4	411200	Taxes-Supplemental				43	431100	Base Support Program			
5	411300	Taxes-Emergency				44	431200	Transportation Support			
6	411400	Taxes-Tort				45	431400	Except Child/SED Support			
7	411500	Taxes-Cooperative				46	431500	Border Tuition Support			
8	411600	Taxes-Tuition				47	431600	Tuition Equivalency			
9	411700	Taxes-Migrant				48	431800	Benefit Apportionment			
10	411900	Taxes-Other				49	431900	Other State Support			
11	412100	Taxes-Plant Facility				50	432100	Driver Education Prog.			
12	412500	Taxes-Bond & Interest				51	432400	Professional Technical Prog			
13		TOTAL TAXES **	0	*****	0	52	437000	Lottery/Additional State Maint			
14	413000	Penalty: Delinquent Taxes				53	438000	Rev in Lieu of/Ag Equip Tax			
15						54	439000	Other State Revenue			
16	414100	Tuition - Individuals				55					
17	414200	Tuition-Districts in Idaho				56	430000	TOTAL STATE **	0	*****	0
18	414300	Tuition-Out of State Districts				57					
19						58	442000	Indirect Unrestricted Fed.			
20	415000	Earnings on Investments				59	443000	Direct Restricted Fed.			
21						60	445100	Title I - ESEA			
22	416100	School Food Service				61	445200	Title VI, ESEA-Innovative Pr			
23	416200	Meal Sales: Non-Reimb.				62	445300	Perkins III-Voc Tech Act			
24	416900	Other Food Sales				63	445400	Adult Education			
25						64	445500	Child Nutrition Reimb.			
26	417100	Admissions/Activities				65	445600	Title VI-B			
27	417200	Bookstore Sales				66	445900	Other Indirect Fed. Prog.	13,306CR		
28	417300	Clubs, Org. Dues, Etc.				67	448200	Impact Aid - P.L. 874			
29	417400	School Fees & Charges				68	440000	TOTAL FEDERAL **	13,306CR	*****	0
30	417900	Other Student Revenues				69					
31						70	451000	Proceeds: Bonds,Capital Leases			
32	418100	Community Service				71	453000	Sale of Fixed Assets			
33						72	450000	TOTAL OTHER **	0	*****	0
34	419100	Rentals				73					
35	419200	Contributions/Donations				74		TOTAL REVENUES **	13,306CR	*****	0
36	419300	Transportaion Fees				75					
37	419900	Other Local				76	460000	TRANSFERS IN			
38		TOTAL OTHER LOCAL **	0	*****	0	77					
39	410000	TOTAL LOCAL ** (Line 13 + 38)	0	*****	0	78	400000	BAL. + REVENUE + TRANS. (Lines 1 + 74 + 76)	13,306CR	*****	0

[illegible]

**BUDGET
EXPENDITURES**
July 1, 2022 - June 30, 2023

Line	Code	EXPENDITURES Functions/Programs	Prior Year Budget	Proposed Budget	100 Salaries	200 Benefits	300 Purchased Services	400 Supplies Materials	500 Capital Objects	600 Debt Retirement	700 Insurance- Judgment	800 Transfers
39	691	Other Support Services Prog.										
40												
41	600	TOTAL SUPPORT SERV.**	0	0	0	0	0	0	0	0	0	0
42												
43	710	Child Nutrition Program										
44	720	Community Services Program										
45	730	Enterprise Operations										
46	700	TOTAL NON-INSTRUCTION**	0	0	0	0	0	0	0	0	0	0
47												
48	810	Capital Assets-Student Occ										
49	811	Capital Assets-Non Student Occ										
50	800	TOTAL CAPITAL ASSETS PROG**	0	0	0	0	0	0	0	0	0	0
51												
52	911	Debt Services Prog.-Princ.										
53	912	Debt Services Prog.-Int.										
54	913	Debt Serv Prog-Refnded Debt										
55	920	Transfers Out										
56												
57	900	TOTAL OTHER SERVICES **	0	0	0	0	0	0	0	0	0	0
58												
59												
60		TOTAL EXPENDITURES ** (Lines 14+41+47+49+57) **	13,306	0	0	0	0	0	0	0	0	0
61												
62	950	Contingency Reserve (5% of Line 60)										
63												
64		TOTAL APPROPRIATION (Line 60 + Line 62)	13,306	0								
65												
66		BUDGET SUMMARY										
67												
68		Beginning Fund Balance										
69		Revenues + Transfers In	13,306CR									
70		TOTAL REVENUE (68 + 69)	13,306CR	0								
71												
72		Total Appropriation	13,306									
73		Unappropriated Balance										
74		TOTAL APPROPRIATION (72+73)	13,306	0								

BUDGET SUMMARY

The total on line 70 must equal the total on line 74

**BUDGET
REVENUES**
July 1, 2022 - June 30, 2023

Line	Code	REVENUES Item	Prior Year Budget	Proposed Budget		Line	Code	REVENUES Item	Prior Year Budget	Proposed Budget	
				Line Amounts	Totals					Line Amounts	Totals
1	320000	Estimated Fund Balance		*****		40	429000	Other County			
2		as of July 1	0	*****	0	41	420000	TOTAL COUNTY **	0	*****	0
3	411100	Taxes-General M & O				42					
4	411200	Taxes-Supplemental				43	431100	Base Support Program			
5	411300	Taxes-Emergency				44	431200	Transportation Support			
6	411400	Taxes-Tort				45	431400	Except Child/SED Support			
7	411500	Taxes-Cooperative				46	431500	Border Tuition Support			
8	411600	Taxes-Tuition				47	431600	Tuition Equivalency			
9	411700	Taxes-Migrant				48	431800	Benefit Apportionment			
10	411900	Taxes-Other				49	431900	Other State Support			
11	412100	Taxes-Plant Facility				50	432100	Driver Education Prog.			
12	412500	Taxes-Bond & Interest				51	432400	Professional Technical Prog			
13		TOTAL TAXES **	0	*****	0	52	437000	Lottery/Additional State Maint			
14	413000	Penalty: Delinquent Taxes				53	438000	Rev in Lieu of/Ag Equip Tax			
15						54	439000	Other State Revenue			
16	414100	Tuition - Individuals				55					
17	414200	Tuition-Districts in Idaho				56	430000	TOTAL STATE **	0	*****	0
18	414300	Tuition-Out of State Districts				57					
19						58	442000	Indirect Unrestricted Fed.			
20	415000	Earnings on Investments				59	443000	Direct Restricted Fed.			
21						60	445100	Title I - ESEA			
22	416100	School Food Service				61	445200	Title VI, ESEA-Innovative Pr			
23	416200	Meal Sales: Non-Reimb.				62	445300	Perkins III-Voc Tech Act			
24	416900	Other Food Sales				63	445400	Adult Education			
25						64	445500	Child Nutrition Reimb.			
26	417100	Admissions/Activities				65	445600	Title VI-B			
27	417200	Bookstore Sales				66	445900	Other Indirect Fed. Prog.	307,219CR		
28	417300	Clubs, Org. Dues, Etc.				67	448200	Impact Aid - P.L. 874			
29	417400	School Fees & Charges				68	440000	TOTAL FEDERAL **	307,219CR	*****	0
30	417900	Other Student Revenues				69					
31						70	451000	Proceeds: Bonds,Capital Leases			
32	418100	Community Service				71	453000	Sale of Fixed Assets			
33						72	450000	TOTAL OTHER **	0	*****	0
34	419100	Rentals				73					
35	419200	Contributions/Donations				74		TOTAL REVENUES **	307,219CR	*****	0
36	419300	Transportaion Fees				75					
37	419900	Other Local				76	460000	TRANSFERS IN			
38		TOTAL OTHER LOCAL **	0	*****	0	77					
39	410000	TOTAL LOCAL ** (Line 13 + 38)	0	*****	0	78	400000	BAL. + REVENUE + TRANS. (Lines 1 + 74 + 76)	307,219CR	*****	0

[illegible]

**BUDGET
EXPENDITURES**
July 1, 2022 - June 30, 2023

Line	Code	EXPENDITURES Functions/Programs	Prior Year Budget	Proposed Budget	100 Salaries	200 Benefits	300 Purchased Services	400 Supplies Materials	500 Capital Objects	600 Debt Retirement	700 Insurance- Judgment	800 Transfers
39	691	Other Support Services Prog.										
40												
41	600	TOTAL SUPPORT SERV.**	108,864	0	0	0	0	0	0	0	0	0
42												
43	710	Child Nutrition Program										
44	720	Community Services Program										
45	730	Enterprise Operations										
46	700	TOTAL NON-INSTRUCTION**	0	0	0	0	0	0	0	0	0	0
47												
48	810	Capital Assets-Student Occ										
49	811	Capital Assets-Non Student Occ										
50	800	TOTAL CAPITAL ASSETS PROG**	0	0	0	0	0	0	0	0	0	0
51												
52	911	Debt Services Prog.-Princ.										
53	912	Debt Services Prog.-Int.										
54	913	Debt Serv Prog-Refnded Debt										
55	920	Transfers Out										
56												
57	900	TOTAL OTHER SERVICES **	0	0	0	0	0	0	0	0	0	0
58												
59												
60		TOTAL EXPENDITURES ** (Lines 14+41+47+49+57) **	307,219	0	0	0	0	0	0	0	0	0
61												
62	950	Contingency Reserve (5% of Line 60)										
63												
64		TOTAL APPROPRIATION (Line 60 + Line 62)	307,219	0								
65												
66		BUDGET SUMMARY										
67												
68		Beginning Fund Balance										
69		Revenues + Transfers In	307,219CR									
70		TOTAL REVENUE (68 + 69)	307,219CR	0								
71												
72		Total Appropriation	307,219									
73		Unappropriated Balance										
74		TOTAL APPROPRIATION (72+73)	307,219	0								

BUDGET SUMMARY

The total on line 70 must equal the total on line 74

**BUDGET
REVENUES**
July 1, 2022 - June 30, 2023

Line	Code	REVENUES Item	Prior Year Budget	Proposed Budget		Line	Code	REVENUES Item	Prior Year Budget	Proposed Budget	
				Line Amounts	Totals					Line Amounts	Totals
1	320000	Estimated Fund Balance		*****		40	429000	Other County			
2		as of July 1	0	*****	0	41	420000	TOTAL COUNTY **	0	*****	0
3	411100	Taxes-General M & O				42					
4	411200	Taxes-Supplemental				43	431100	Base Support Program			
5	411300	Taxes-Emergency				44	431200	Transportation Support			
6	411400	Taxes-Tort				45	431400	Except Child/SED Support			
7	411500	Taxes-Cooperative				46	431500	Border Tuition Support			
8	411600	Taxes-Tuition				47	431600	Tuition Equivalency			
9	411700	Taxes-Migrant				48	431800	Benefit Apportionment			
10	411900	Taxes-Other				49	431900	Other State Support			
11	412100	Taxes-Plant Facility				50	432100	Driver Education Prog.			
12	412500	Taxes-Bond & Interest				51	432400	Professional Technical Prog			
13		TOTAL TAXES **	0	*****	0	52	437000	Lottery/Additional State Maint			
14	413000	Penalty: Delinquent Taxes				53	438000	Rev in Lieu of/Ag Equip Tax			
15						54	439000	Other State Revenue			
16	414100	Tuition - Individuals				55					
17	414200	Tuition-Districts in Idaho				56	430000	TOTAL STATE **	0	*****	0
18	414300	Tuition-Out of State Districts				57					
19						58	442000	Indirect Unrestricted Fed.			
20	415000	Earnings on Investments				59	443000	Direct Restricted Fed.			
21						60	445100	Title I - ESEA			
22	416100	School Food Service				61	445200	Title VI, ESEA-Innovative Pr			
23	416200	Meal Sales: Non-Reimb.				62	445300	Perkins III-Voc Tech Act			
24	416900	Other Food Sales				63	445400	Adult Education			
25						64	445500	Child Nutrition Reimb.			
26	417100	Admissions/Activities				65	445600	Title VI-B	80,552CR	80,817CR	
27	417200	Bookstore Sales				66	445900	Other Indirect Fed. Prog.			
28	417300	Clubs, Org. Dues, Etc.				67	448200	Impact Aid - P.L. 874			
29	417400	School Fees & Charges				68	440000	TOTAL FEDERAL **	80,552CR	*****	80,817CR
30	417900	Other Student Revenues				69					
31						70	451000	Proceeds: Bonds,Capital Leases			
32	418100	Community Service				71	453000	Sale of Fixed Assets			
33						72	450000	TOTAL OTHER **	0	*****	0
34	419100	Rentals				73					
35	419200	Contributions/Donations				74		TOTAL REVENUES **	80,552CR	*****	80,817CR
36	419300	Transportaion Fees				75					
37	419900	Other Local				76	460000	TRANSFERS IN			
38		TOTAL OTHER LOCAL **	0	*****	0	77					
39	410000	TOTAL LOCAL ** (Line 13 + 38)	0	*****	0	78	400000	BAL. + REVENUE + TRANS. (Lines 1 + 74 + 76)	80,552CR	*****	80,817CR

[illegible]

**BUDGET
EXPENDITURES**
July 1, 2022 - June 30, 2023

Line	Code	EXPENDITURES Functions/Programs	Prior Year Budget	Proposed Budget	100 Salaries	200 Benefits	300 Purchased Services	400 Supplies Materials	500 Capital Objects	600 Debt Retirement	700 Insurance- Judgment	800 Transfers
39	691	Other Support Services Prog.										
40												
41	600	TOTAL SUPPORT SERV.**	0	0	0	0	0	0	0	0	0	0
42												
43	710	Child Nutrition Program										
44	720	Community Services Program										
45	730	Enterprise Operations										
46	700	TOTAL NON-INSTRUCTION**	0	0	0	0	0	0	0	0	0	0
47												
48	810	Capital Assets-Student Occ										
49	811	Capital Assets-Non Student Occ										
50	800	TOTAL CAPITAL ASSETS PROG**	0	0	0	0	0	0	0	0	0	0
51												
52	911	Debt Services Prog.-Princ.										
53	912	Debt Services Prog.-Int.										
54	913	Debt Serv Prog-Refnded Debt										
55	920	Transfers Out										
56												
57	900	TOTAL OTHER SERVICES **	0	0	0	0	0	0	0	0	0	0
58												
59												
60		TOTAL EXPENDITURES ** (Lines 14+41+47+49+57) **	80,552	80,817	30,075	17,050	30,623	3,069	0	0	0	0
61												
62	950	Contingency Reserve (5% of Line 60)										
63												
64		TOTAL APPROPRIATION (Line 60 + Line 62)	80,552	80,817								
65												
66		BUDGET SUMMARY										
67												
68		Beginning Fund Balance										
69		Revenues + Transfers In	80,552CR	80,817CR								
70		TOTAL REVENUE (68 + 69)	80,552CR	80,817CR								
71												
72		Total Appropriation	80,552	80,817								
73		Unappropriated Balance										
74		TOTAL APPROPRIATION (72+73)	80,552	80,817								

BUDGET SUMMARY

The total on line 70 must equal the total on line 74

**BUDGET
REVENUES**
July 1, 2022 - June 30, 2023

Line	Code	REVENUES Item	Prior Year Budget	Proposed Budget		Line	Code	REVENUES Item	Prior Year Budget	Proposed Budget	
				Line Amounts	Totals					Line Amounts	Totals
1	320000	Estimated Fund Balance		*****		40	429000	Other County			
2		as of July 1	0	*****	0	41	420000	TOTAL COUNTY **	0	*****	0
3	411100	Taxes-General M & O				42					
4	411200	Taxes-Supplemental				43	431100	Base Support Program			
5	411300	Taxes-Emergency				44	431200	Transportation Support			
6	411400	Taxes-Tort				45	431400	Except Child/SED Support			
7	411500	Taxes-Cooperative				46	431500	Border Tuition Support			
8	411600	Taxes-Tuition				47	431600	Tuition Equivalency			
9	411700	Taxes-Migrant				48	431800	Benefit Apportionment			
10	411900	Taxes-Other				49	431900	Other State Support			
11	412100	Taxes-Plant Facility				50	432100	Driver Education Prog.			
12	412500	Taxes-Bond & Interest				51	432400	Professional Technical Prog			
13		TOTAL TAXES **	0	*****	0	52	437000	Lottery/Additional State Maint			
14	413000	Penalty: Delinquent Taxes				53	438000	Rev in Lieu of/Ag Equip Tax			
15						54	439000	Other State Revenue			
16	414100	Tuition - Individuals				55					
17	414200	Tuition-Districts in Idaho				56	430000	TOTAL STATE **	0	*****	0
18	414300	Tuition-Out of State Districts				57					
19						58	442000	Indirect Unrestricted Fed.			
20	415000	Earnings on Investments				59	443000	Direct Restricted Fed.			
21						60	445100	Title I - ESEA			
22	416100	School Food Service				61	445200	Title VI, ESEA-Innovative Pr			
23	416200	Meal Sales: Non-Reimb.				62	445300	Perkins III-Voc Tech Act			
24	416900	Other Food Sales				63	445400	Adult Education			
25						64	445500	Child Nutrition Reimb.			
26	417100	Admissions/Activities				65	445600	Title VI-B		3,102CR	
27	417200	Bookstore Sales				66	445900	Other Indirect Fed. Prog.			
28	417300	Clubs, Org. Dues, Etc.				67	448200	Impact Aid - P.L. 874			
29	417400	School Fees & Charges				68	440000	TOTAL FEDERAL **	0	*****	3,102CR
30	417900	Other Student Revenues				69					
31						70	451000	Proceeds: Bonds,Capital Leases			
32	418100	Community Service				71	453000	Sale of Fixed Assets			
33						72	450000	TOTAL OTHER **	0	*****	0
34	419100	Rentals				73					
35	419200	Contributions/Donations				74		TOTAL REVENUES **	0	*****	3,102CR
36	419300	Transportaion Fees				75					
37	419900	Other Local				76	460000	TRANSFERS IN			
38		TOTAL OTHER LOCAL **	0	*****	0	77					
39	410000	TOTAL LOCAL ** (Line 13 + 38)	0	*****	0	78	400000	BAL. + REVENUE + TRANS. (Lines 1 + 74 + 76)	0	*****	3,102CR

[illegible]

**BUDGET
EXPENDITURES**
July 1, 2022 - June 30, 2023

Line	Code	EXPENDITURES Functions/Programs	Prior Year Budget	Proposed Budget	100 Salaries	200 Benefits	300 Purchased Services	400 Supplies Materials	500 Capital Objects	600 Debt Retirement	700 Insurance- Judgment	800 Transfers
39	691	Other Support Services Prog.										
40												
41	600	TOTAL SUPPORT SERV.**	0	0	0	0	0	0	0	0	0	0
42												
43	710	Child Nutrition Program										
44	720	Community Services Program										
45	730	Enterprise Operations										
46	700	TOTAL NON-INSTRUCTION**	0	0	0	0	0	0	0	0	0	0
47												
48	810	Capital Assets-Student Occ										
49	811	Capital Assets-Non Student Occ										
50	800	TOTAL CAPITAL ASSETS PROG**	0	0	0	0	0	0	0	0	0	0
51												
52	911	Debt Services Prog.-Princ.										
53	912	Debt Services Prog.-Int.										
54	913	Debt Serv Prog-Refnded Debt										
55	920	Transfers Out										
56												
57	900	TOTAL OTHER SERVICES **	0	0	0	0	0	0	0	0	0	0
58												
59												
60		TOTAL EXPENDITURES ** (Lines 14+41+47+49+57) **	0	3,102	2,179	781	142	0	0	0	0	0
61												
62	950	Contingency Reserve (5% of Line 60)										
63												
64		TOTAL APPROPRIATION (Line 60 + Line 62)	0	3,102								
65												
66		BUDGET SUMMARY										
67												
68		Beginning Fund Balance										
69		Revenues + Transfers In		3,102CR								
70		TOTAL REVENUE (68 + 69)	0	3,102CR								
71												
72		Total Appropriation		3,102								
73		Unappropriated Balance										
74		TOTAL APPROPRIATION (72+73)	0	3,102								

BUDGET SUMMARY

The total on line 70 must equal the total on line 74

**BUDGET
REVENUES**
July 1, 2022 - June 30, 2023

Line	Code	REVENUES Item	Prior Year Budget	Proposed Budget		Line	Code	REVENUES Item	Prior Year Budget	Proposed Budget	
				Line Amounts	Totals					Line Amounts	Totals
1	320000	Estimated Fund Balance		*****		40	429000	Other County			
2		as of July 1	0	*****	0	41	420000	TOTAL COUNTY **	0	*****	0
3	411100	Taxes-General M & O				42					
4	411200	Taxes-Supplemental				43	431100	Base Support Program			
5	411300	Taxes-Emergency				44	431200	Transportation Support			
6	411400	Taxes-Tort				45	431400	Except Child/SED Support			
7	411500	Taxes-Cooperative				46	431500	Border Tuition Support			
8	411600	Taxes-Tuition				47	431600	Tuition Equivalency			
9	411700	Taxes-Migrant				48	431800	Benefit Apportionment			
10	411900	Taxes-Other				49	431900	Other State Support			
11	412100	Taxes-Plant Facility				50	432100	Driver Education Prog.			
12	412500	Taxes-Bond & Interest				51	432400	Professional Technical Prog			
13		TOTAL TAXES **	0	*****	0	52	437000	Lottery/Additional State Maint			
14	413000	Penalty: Delinquent Taxes				53	438000	Rev in Lieu of/Ag Equip Tax			
15						54	439000	Other State Revenue			
16	414100	Tuition - Individuals				55					
17	414200	Tuition-Districts in Idaho				56	430000	TOTAL STATE **	0	*****	0
18	414300	Tuition-Out of State Districts				57					
19						58	442000	Indirect Unrestricted Fed.			
20	415000	Earnings on Investments				59	443000	Direct Restricted Fed.			
21						60	445100	Title I - ESEA			
22	416100	School Food Service				61	445200	Title VI, ESEA-Innovative Pr			
23	416200	Meal Sales: Non-Reimb.				62	445300	Perkins III-Voc Tech Act			
24	416900	Other Food Sales				63	445400	Adult Education			
25						64	445500	Child Nutrition Reimb.			
26	417100	Admissions/Activities				65	445600	Title VI-B	21,436CR	1,892CR	
27	417200	Bookstore Sales				66	445900	Other Indirect Fed. Prog.			
28	417300	Clubs, Org. Dues, Etc.				67	448200	Impact Aid - P.L. 874			
29	417400	School Fees & Charges				68	440000	TOTAL FEDERAL **	21,436CR	*****	1,892CR
30	417900	Other Student Revenues				69					
31						70	451000	Proceeds: Bonds,Capital Leases			
32	418100	Community Service				71	453000	Sale of Fixed Assets			
33						72	450000	TOTAL OTHER **	0	*****	0
34	419100	Rentals				73					
35	419200	Contributions/Donations				74		TOTAL REVENUES **	21,436CR	*****	1,892CR
36	419300	Transportaion Fees				75					
37	419900	Other Local				76	460000	TRANSFERS IN			
38		TOTAL OTHER LOCAL **	0	*****	0	77					
39	410000	TOTAL LOCAL ** (Line 13 + 38)	0	*****	0	78	400000	BAL. + REVENUE + TRANS. (Lines 1 + 74 + 76)	21,436CR	*****	1,892CR

[illegible]

**BUDGET
EXPENDITURES**
July 1, 2022 - June 30, 2023

Line	Code	EXPENDITURES Functions/Programs	Prior Year Budget	Proposed Budget	100 Salaries	200 Benefits	300 Purchased Services	400 Supplies Materials	500 Capital Objects	600 Debt Retirement	700 Insurance- Judgment	800 Transfers
39	691	Other Support Services Prog.										
40												
41	600	TOTAL SUPPORT SERV.**	0	0	0	0	0	0	0	0	0	0
42												
43	710	Child Nutrition Program										
44	720	Community Services Program										
45	730	Enterprise Operations										
46	700	TOTAL NON-INSTRUCTION**	0	0	0	0	0	0	0	0	0	0
47												
48	810	Capital Assets-Student Occ										
49	811	Capital Assets-Non Student Occ										
50	800	TOTAL CAPITAL ASSETS PROG**	0	0	0	0	0	0	0	0	0	0
51												
52	911	Debt Services Prog.-Princ.										
53	912	Debt Services Prog.-Int.										
54	913	Debt Serv Prog-Refnded Debt										
55	920	Transfers Out										
56												
57	900	TOTAL OTHER SERVICES **	0	0	0	0	0	0	0	0	0	0
58												
59												
60		TOTAL EXPENDITURES ** (Lines 14+41+47+49+57) **	21,436	1,892	1,411	481	0	0	0	0	0	0
61												
62	950	Contingency Reserve (5% of Line 60)										
63												
64		TOTAL APPROPRIATION (Line 60 + Line 62)	21,436	1,892								
65												
66		BUDGET SUMMARY										
67												
68		Beginning Fund Balance										
69		Revenues + Transfers In	21,436CR	1,892CR								
70		TOTAL REVENUE (68 + 69)	21,436CR	1,892CR								
71												
72		Total Appropriation	21,436	1,892								
73		Unappropriated Balance										
74		TOTAL APPROPRIATION (72+73)	21,436	1,892								

BUDGET SUMMARY

The total on line 70 must equal the total on line 74

**BUDGET
REVENUES**
July 1, 2022 - June 30, 2023

Line	Code	REVENUES Item	Prior Year Budget	Proposed Budget		Line	Code	REVENUES Item	Prior Year Budget	Proposed Budget	
				Line Amounts	Totals					Line Amounts	Totals
1	320000	Estimated Fund Balance		*****		40	429000	Other County			
2		as of July 1	0	*****	0	41	420000	TOTAL COUNTY **	0	*****	0
3	411100	Taxes-General M & O				42					
4	411200	Taxes-Supplemental				43	431100	Base Support Program			
5	411300	Taxes-Emergency				44	431200	Transportation Support			
6	411400	Taxes-Tort				45	431400	Except Child/SED Support			
7	411500	Taxes-Cooperative				46	431500	Border Tuition Support			
8	411600	Taxes-Tuition				47	431600	Tuition Equivalency			
9	411700	Taxes-Migrant				48	431800	Benefit Apportionment			
10	411900	Taxes-Other				49	431900	Other State Support			
11	412100	Taxes-Plant Facility				50	432100	Driver Education Prog.			
12	412500	Taxes-Bond & Interest				51	432400	Professional Technical Prog			
13		TOTAL TAXES **	0	*****	0	52	437000	Lottery/Additional State Maint			
14	413000	Penalty: Delinquent Taxes				53	438000	Rev in Lieu of/Ag Equip Tax			
15						54	439000	Other State Revenue			
16	414100	Tuition - Individuals				55					
17	414200	Tuition-Districts in Idaho				56	430000	TOTAL STATE **	0	*****	0
18	414300	Tuition-Out of State Districts				57					
19						58	442000	Indirect Unrestricted Fed.			
20	415000	Earnings on Investments				59	443000	Direct Restricted Fed.			
21						60	445100	Title I - ESEA			
22	416100	School Food Service				61	445200	Title VI, ESEA-Innovative Pr			
23	416200	Meal Sales: Non-Reimb.				62	445300	Perkins III-Voc Tech Act			
24	416900	Other Food Sales				63	445400	Adult Education			
25						64	445500	Child Nutrition Reimb.			
26	417100	Admissions/Activities				65	445600	Title VI-B			
27	417200	Bookstore Sales				66	445900	Other Indirect Fed. Prog.	5,000CR	5,000CR	
28	417300	Clubs, Org. Dues, Etc.				67	448200	Impact Aid - P.L. 874			
29	417400	School Fees & Charges				68	440000	TOTAL FEDERAL **	5,000CR	*****	5,000CR
30	417900	Other Student Revenues				69					
31						70	451000	Proceeds: Bonds,Capital Leases			
32	418100	Community Service				71	453000	Sale of Fixed Assets			
33						72	450000	TOTAL OTHER **	0	*****	0
34	419100	Rentals				73					
35	419200	Contributions/Donations				74		TOTAL REVENUES **	5,000CR	*****	5,000CR
36	419300	Transportaion Fees				75					
37	419900	Other Local				76	460000	TRANSFERS IN			
38		TOTAL OTHER LOCAL **	0	*****	0	77					
39	410000	TOTAL LOCAL ** (Line 13 + 38)	0	*****	0	78	400000	BAL. + REVENUE + TRANS. (Lines 1 + 74 + 76)	5,000CR	*****	5,000CR

[illegible]

**BUDGET
EXPENDITURES**
July 1, 2022 - June 30, 2023

Line	Code	EXPENDITURES Functions/Programs	Prior Year Budget	Proposed Budget	100 Salaries	200 Benefits	300 Purchased Services	400 Supplies Materials	500 Capital Objects	600 Debt Retirement	700 Insurance- Judgment	800 Transfers
39	691	Other Support Services Prog.										
40												
41	600	TOTAL SUPPORT SERV.**	5,000	5,000	0	0	5,000	0	0	0	0	0
42												
43	710	Child Nutrition Program										
44	720	Community Services Program										
45	730	Enterprise Operations										
46	700	TOTAL NON-INSTRUCTION**	0	0	0	0	0	0	0	0	0	0
47												
48	810	Capital Assets-Student Occ										
49	811	Capital Assets-Non Student Occ										
50	800	TOTAL CAPITAL ASSETS PROG**	0	0	0	0	0	0	0	0	0	0
51												
52	911	Debt Services Prog.-Princ.										
53	912	Debt Services Prog.-Int.										
54	913	Debt Serv Prog-Refnded Debt										
55	920	Transfers Out										
56												
57	900	TOTAL OTHER SERVICES **	0	0	0	0	0	0	0	0	0	0
58												
59												
60		TOTAL EXPENDITURES ** (Lines 14+41+47+49+57) **	5,000	5,000	0	0	5,000	0	0	0	0	0
61												
62	950	Contingency Reserve (5% of Line 60)										
63												
64		TOTAL APPROPRIATION (Line 60 + Line 62)	5,000	5,000								
65												
66		BUDGET SUMMARY										
67												
68		Beginning Fund Balance										
69		Revenues + Transfers In	5,000CR	5,000CR								
70		TOTAL REVENUE (68 + 69)	5,000CR	5,000CR								
71												
72		Total Appropriation	5,000	5,000								
73		Unappropriated Balance										
74		TOTAL APPROPRIATION (72+73)	5,000	5,000								

BUDGET SUMMARY

The total on line 70 must equal the total on line 74

**BUDGET
REVENUES**
July 1, 2022 - June 30, 2023

Line	Code	REVENUES Item	Prior Year Budget	Proposed Budget		Line	Code	REVENUES Item	Prior Year Budget	Proposed Budget	
				Line Amounts	Totals					Line Amounts	Totals
1	320000	Estimated Fund Balance		*****		40	429000	Other County			
2		as of July 1	0	*****	0	41	420000	TOTAL COUNTY **	0	*****	0
3	411100	Taxes-General M & O				42					
4	411200	Taxes-Supplemental				43	431100	Base Support Program			
5	411300	Taxes-Emergency				44	431200	Transportation Support			
6	411400	Taxes-Tort				45	431400	Except Child/SED Support			
7	411500	Taxes-Cooperative				46	431500	Border Tuition Support			
8	411600	Taxes-Tuition				47	431600	Tuition Equivalency			
9	411700	Taxes-Migrant				48	431800	Benefit Apportionment			
10	411900	Taxes-Other				49	431900	Other State Support			
11	412100	Taxes-Plant Facility				50	432100	Driver Education Prog.			
12	412500	Taxes-Bond & Interest				51	432400	Professional Technical Prog			
13		TOTAL TAXES **	0	*****	0	52	437000	Lottery/Additional State Maint			
14	413000	Penalty: Delinquent Taxes				53	438000	Rev in Lieu of/Ag Equip Tax			
15						54	439000	Other State Revenue			
16	414100	Tuition - Individuals				55					
17	414200	Tuition-Districts in Idaho				56	430000	TOTAL STATE **	0	*****	0
18	414300	Tuition-Out of State Districts				57					
19						58	442000	Indirect Unrestricted Fed.			
20	415000	Earnings on Investments				59	443000	Direct Restricted Fed.			
21						60	445100	Title I - ESEA			
22	416100	School Food Service				61	445200	Title VI, ESEA-Innovative Pr			
23	416200	Meal Sales: Non-Reimb.				62	445300	Perkins III-Voc Tech Act			
24	416900	Other Food Sales				63	445400	Adult Education			
25						64	445500	Child Nutrition Reimb.			
26	417100	Admissions/Activities				65	445600	Title VI-B			
27	417200	Bookstore Sales				66	445900	Other Indirect Fed. Prog.	15,295CR	15,784CR	
28	417300	Clubs, Org. Dues, Etc.				67	448200	Impact Aid - P.L. 874			
29	417400	School Fees & Charges				68	440000	TOTAL FEDERAL **	15,295CR	*****	15,784CR
30	417900	Other Student Revenues				69					
31						70	451000	Proceeds: Bonds,Capital Leases			
32	418100	Community Service				71	453000	Sale of Fixed Assets			
33						72	450000	TOTAL OTHER **	0	*****	0
34	419100	Rentals				73					
35	419200	Contributions/Donations				74		TOTAL REVENUES **	15,295CR	*****	15,784CR
36	419300	Transportaion Fees				75					
37	419900	Other Local				76	460000	TRANSFERS IN			
38		TOTAL OTHER LOCAL **	0	*****	0	77					
39	410000	TOTAL LOCAL ** (Line 13 + 38)	0	*****	0	78	400000	BAL. + REVENUE + TRANS. (Lines 1 + 74 + 76)	15,295CR	*****	15,784CR

[illegible]

**BUDGET
EXPENDITURES**
July 1, 2022 - June 30, 2023

Line	Code	EXPENDITURES Functions/Programs	Prior Year Budget	Proposed Budget	100 Salaries	200 Benefits	300 Purchased Services	400 Supplies Materials	500 Capital Objects	600 Debt Retirement	700 Insurance- Judgment	800 Transfers
39	691	Other Support Services Prog.										
40												
41	600	TOTAL SUPPORT SERV.**	0	0	0	0	0	0	0	0	0	0
42												
43	710	Child Nutrition Program										
44	720	Community Services Program										
45	730	Enterprise Operations										
46	700	TOTAL NON-INSTRUCTION**	0	0	0	0	0	0	0	0	0	0
47												
48	810	Capital Assets-Student Occ										
49	811	Capital Assets-Non Student Occ										
50	800	TOTAL CAPITAL ASSETS PROG**	0	0	0	0	0	0	0	0	0	0
51												
52	911	Debt Services Prog.-Princ.										
53	912	Debt Services Prog.-Int.										
54	913	Debt Serv Prog-Refnded Debt										
55	920	Transfers Out										
56												
57	900	TOTAL OTHER SERVICES **	0	0	0	0	0	0	0	0	0	0
58												
59												
60		TOTAL EXPENDITURES ** (Lines 14+41+47+49+57) **	15,295	15,784	0	0	14,487	1,297	0	0	0	0
61												
62	950	Contingency Reserve (5% of Line 60)										
63												
64		TOTAL APPROPRIATION (Line 60 + Line 62)	15,295	15,784								
65												
66		BUDGET SUMMARY										
67												
68		Beginning Fund Balance										
69		Revenues + Transfers In	15,295CR	15,784CR								
70		TOTAL REVENUE (68 + 69)	15,295CR	15,784CR								
71												
72		Total Appropriation	15,295	15,784								
73		Unappropriated Balance										
74		TOTAL APPROPRIATION (72+73)	15,295	15,784								

BUDGET SUMMARY

The total on line 70 must equal the total on line 74

**BUDGET
REVENUES**
July 1, 2022 - June 30, 2023

Line	Code	REVENUES Item	Prior Year Budget	Proposed Budget		Line	Code	REVENUES Item	Prior Year Budget	Proposed Budget	
				Line Amounts	Totals					Line Amounts	Totals
1	320000	Estimated Fund Balance		*****		40	429000	Other County			
2		as of July 1	0	*****	0	41	420000	TOTAL COUNTY **	0	*****	0
3	411100	Taxes-General M & O				42					
4	411200	Taxes-Supplemental				43	431100	Base Support Program			
5	411300	Taxes-Emergency				44	431200	Transportation Support			
6	411400	Taxes-Tort				45	431400	Except Child/SED Support			
7	411500	Taxes-Cooperative				46	431500	Border Tuition Support			
8	411600	Taxes-Tuition				47	431600	Tuition Equivalency			
9	411700	Taxes-Migrant				48	431800	Benefit Apportionment			
10	411900	Taxes-Other				49	431900	Other State Support			
11	412100	Taxes-Plant Facility				50	432100	Driver Education Prog.			
12	412500	Taxes-Bond & Interest				51	432400	Professional Technical Prog			
13		TOTAL TAXES **	0	*****	0	52	437000	Lottery/Additional State Maint			
14	413000	Penalty: Delinquent Taxes				53	438000	Rev in Lieu of/Ag Equip Tax			
15						54	439000	Other State Revenue			
16	414100	Tuition - Individuals				55					
17	414200	Tuition-Districts in Idaho				56	430000	TOTAL STATE **	0	*****	0
18	414300	Tuition-Out of State Districts				57					
19						58	442000	Indirect Unrestricted Fed.			
20	415000	Earnings on Investments				59	443000	Direct Restricted Fed.			
21						60	445100	Title I - ESEA			
22	416100	School Food Service				61	445200	Title VI, ESEA-Innovative Pr			
23	416200	Meal Sales: Non-Reimb.				62	445300	Perkins III-Voc Tech Act			
24	416900	Other Food Sales				63	445400	Adult Education			
25						64	445500	Child Nutrition Reimb.			
26	417100	Admissions/Activities				65	445600	Title VI-B			
27	417200	Bookstore Sales				66	445900	Other Indirect Fed. Prog.	31,165CR		
28	417300	Clubs, Org. Dues, Etc.				67	448200	Impact Aid - P.L. 874			
29	417400	School Fees & Charges				68	440000	TOTAL FEDERAL **	31,165CR	*****	0
30	417900	Other Student Revenues				69					
31						70	451000	Proceeds: Bonds,Capital Leases			
32	418100	Community Service				71	453000	Sale of Fixed Assets			
33						72	450000	TOTAL OTHER **	0	*****	0
34	419100	Rentals				73					
35	419200	Contributions/Donations				74		TOTAL REVENUES **	31,165CR	*****	0
36	419300	Transportaion Fees				75					
37	419900	Other Local				76	460000	TRANSFERS IN			
38		TOTAL OTHER LOCAL **	0	*****	0	77					
39	410000	TOTAL LOCAL ** (Line 13 + 38)	0	*****	0	78	400000	BAL. + REVENUE + TRANS. (Lines 1 + 74 + 76)	31,165CR	*****	0

[illegible]

BUDGET
EXPENDITURES
July 1, 2022 - June 30, 2023

Line	Code	EXPENDITURES Functions/Programs	Prior Year Budget	Proposed Budget	100 Salaries	200 Benefits	300 Purchased Services	400 Supplies Materials	500 Capital Objects	600 Debt Retirement	700 Insurance- Judgment	800 Transfers
39	691	Other Support Services Prog.										
40												
41	600	TOTAL SUPPORT SERV.**	0	0	0	0	0	0	0	0	0	0
42												
43	710	Child Nutrition Program										
44	720	Community Services Program										
45	730	Enterprise Operations										
46	700	TOTAL NON-INSTRUCTION**	0	0	0	0	0	0	0	0	0	0
47												
48	810	Capital Assets-Student Occ										
49	811	Capital Assets-Non Student Occ										
50	800	TOTAL CAPITAL ASSETS PROG**	0	0	0	0	0	0	0	0	0	0
51												
52	911	Debt Services Prog.-Princ.										
53	912	Debt Services Prog.-Int.										
54	913	Debt Serv Prog-Refnded Debt										
55	920	Transfers Out										
56												
57	900	TOTAL OTHER SERVICES **	0	0	0	0	0	0	0	0	0	0
58												
59												
60		TOTAL EXPENDITURES ** (Lines 14+41+47+49+57) **	31,165	0	0	0	0	0	0	0	0	0
61												
62	950	Contingency Reserve (5% of Line 60)										
63												
64		TOTAL APPROPRIATION (Line 60 + Line 62)	31,165	0								
65												
66		BUDGET SUMMARY										
67												
68		Beginning Fund Balance										
69		Revenues + Transfers In	31,165CR									
70		TOTAL REVENUE (68 + 69)	31,165CR	0								
71												
72		Total Appropriation	31,165									
73		Unappropriated Balance										
74		TOTAL APPROPRIATION (72+73)	31,165	0								

BUDGET SUMMARY

The total on line 70 must equal the total on line 74

**BUDGET
REVENUES**
July 1, 2022 - June 30, 2023

Line	Code	REVENUES Item	Prior Year Budget	Proposed Budget		Line	Code	REVENUES Item	Prior Year Budget	Proposed Budget	
				Line Amounts	Totals					Line Amounts	Totals
1	320000	Estimated Fund Balance		*****		40	429000	Other County			
2		as of July 1	0	*****	0	41	420000	TOTAL COUNTY **	0	*****	0
3	411100	Taxes-General M & O				42					
4	411200	Taxes-Supplemental				43	431100	Base Support Program			
5	411300	Taxes-Emergency				44	431200	Transportation Support			
6	411400	Taxes-Tort				45	431400	Except Child/SED Support			
7	411500	Taxes-Cooperative				46	431500	Border Tuition Support			
8	411600	Taxes-Tuition				47	431600	Tuition Equivalency			
9	411700	Taxes-Migrant				48	431800	Benefit Apportionment			
10	411900	Taxes-Other				49	431900	Other State Support			
11	412100	Taxes-Plant Facility				50	432100	Driver Education Prog.			
12	412500	Taxes-Bond & Interest				51	432400	Professional Technical Prog			
13		TOTAL TAXES **	0	*****	0	52	437000	Lottery/Additional State Maint			
14	413000	Penalty: Delinquent Taxes				53	438000	Rev in Lieu of/Ag Equip Tax			
15						54	439000	Other State Revenue			
16	414100	Tuition - Individuals				55					
17	414200	Tuition-Districts in Idaho				56	430000	TOTAL STATE **	0	*****	0
18	414300	Tuition-Out of State Districts				57					
19						58	442000	Indirect Unrestricted Fed.			
20	415000	Earnings on Investments				59	443000	Direct Restricted Fed.			
21						60	445100	Title I - ESEA			
22	416100	School Food Service				61	445200	Title VI, ESEA-Innovative Pr			
23	416200	Meal Sales: Non-Reimb.				62	445300	Perkins III-Voc Tech Act			
24	416900	Other Food Sales				63	445400	Adult Education			
25						64	445500	Child Nutrition Reimb.			
26	417100	Admissions/Activities				65	445600	Title VI-B			
27	417200	Bookstore Sales				66	445900	Other Indirect Fed. Prog.	20,135CR	28,198CR	
28	417300	Clubs, Org. Dues, Etc.				67	448200	Impact Aid - P.L. 874			
29	417400	School Fees & Charges				68	440000	TOTAL FEDERAL **	20,135CR	*****	28,198CR
30	417900	Other Student Revenues				69					
31						70	451000	Proceeds: Bonds,Capital Leases			
32	418100	Community Service				71	453000	Sale of Fixed Assets			
33						72	450000	TOTAL OTHER **	0	*****	0
34	419100	Rentals				73					
35	419200	Contributions/Donations				74		TOTAL REVENUES **	20,135CR	*****	28,198CR
36	419300	Transportaion Fees				75					
37	419900	Other Local				76	460000	TRANSFERS IN			
38		TOTAL OTHER LOCAL **	0	*****	0	77					
39	410000	TOTAL LOCAL ** (Line 13 + 38)	0	*****	0	78	400000	BAL. + REVENUE + TRANS. (Lines 1 + 74 + 76)	20,135CR	*****	28,198CR

[illegible]

**BUDGET
EXPENDITURES**
July 1, 2022 - June 30, 2023

Line	Code	EXPENDITURES Functions/Programs	Prior Year Budget	Proposed Budget	100 Salaries	200 Benefits	300 Purchased Services	400 Supplies Materials	500 Capital Objects	600 Debt Retirement	700 Insurance- Judgment	800 Transfers
39	691	Other Support Services Prog.										
40												
41	600	TOTAL SUPPORT SERV.**	0	0	0	0	0	0	0	0	0	0
42												
43	710	Child Nutrition Program										
44	720	Community Services Program										
45	730	Enterprise Operations										
46	700	TOTAL NON-INSTRUCTION**	0	0	0	0	0	0	0	0	0	0
47												
48	810	Capital Assets-Student Occ										
49	811	Capital Assets-Non Student Occ										
50	800	TOTAL CAPITAL ASSETS PROG**	0	0	0	0	0	0	0	0	0	0
51												
52	911	Debt Services Prog.-Princ.										
53	912	Debt Services Prog.-Int.										
54	913	Debt Serv Prog-Refnded Debt										
55	920	Transfers Out										
56												
57	900	TOTAL OTHER SERVICES **	0	0	0	0	0	0	0	0	0	0
58												
59												
60		TOTAL EXPENDITURES ** (Lines 14+41+47+49+57) **	20,135	28,198	13,561	5,043	3,000	6,594	0	0	0	0
61												
62	950	Contingency Reserve (5% of Line 60)										
63												
64		TOTAL APPROPRIATION (Line 60 + Line 62)	20,135	28,198								
65												
66		BUDGET SUMMARY										
67												
68		Beginning Fund Balance										
69		Revenues + Transfers In	20,135CR	28,198CR								
70		TOTAL REVENUE (68 + 69)	20,135CR	28,198CR								
71												
72		Total Appropriation	20,135	28,198								
73		Unappropriated Balance										
74		TOTAL APPROPRIATION (72+73)	20,135	28,198								

BUDGET SUMMARY

The total on line 70 must equal the total on line 74

**BUDGET
REVENUES**
July 1, 2022 - June 30, 2023

Line	Code	REVENUES Item	Prior Year Budget	Proposed Budget		Line	Code	REVENUES Item	Prior Year Budget	Proposed Budget	
				Line Amounts	Totals					Line Amounts	Totals
1	320000	Estimated Fund Balance		*****		40	429000	Other County			
2		as of July 1	0	*****	0	41	420000	TOTAL COUNTY **	0	*****	0
3	411100	Taxes-General M & O				42					
4	411200	Taxes-Supplemental				43	431100	Base Support Program			
5	411300	Taxes-Emergency				44	431200	Transportation Support			
6	411400	Taxes-Tort				45	431400	Except Child/SED Support			
7	411500	Taxes-Cooperative				46	431500	Border Tuition Support			
8	411600	Taxes-Tuition				47	431600	Tuition Equivalency			
9	411700	Taxes-Migrant				48	431800	Benefit Apportionment			
10	411900	Taxes-Other				49	431900	Other State Support			
11	412100	Taxes-Plant Facility				50	432100	Driver Education Prog.			
12	412500	Taxes-Bond & Interest				51	432400	Professional Technical Prog			
13		TOTAL TAXES **	0	*****	0	52	437000	Lottery/Additional State Maint			
14	413000	Penalty: Delinquent Taxes				53	438000	Rev in Lieu of/Ag Equip Tax			
15						54	439000	Other State Revenue			
16	414100	Tuition - Individuals				55					
17	414200	Tuition-Districts in Idaho				56	430000	TOTAL STATE **	0	*****	0
18	414300	Tuition-Out of State Districts				57					
19						58	442000	Indirect Unrestricted Fed.			
20	415000	Earnings on Investments				59	443000	Direct Restricted Fed.			
21						60	445100	Title I - ESEA			
22	416100	School Food Service				61	445200	Title VI, ESEA-Innovative Pr			
23	416200	Meal Sales: Non-Reimb.				62	445300	Perkins III-Voc Tech Act			
24	416900	Other Food Sales				63	445400	Adult Education			
25						64	445500	Child Nutrition Reimb.			
26	417100	Admissions/Activities				65	445600	Title VI-B			
27	417200	Bookstore Sales				66	445900	Other Indirect Fed. Prog.	38,856CR	20,193CR	
28	417300	Clubs, Org. Dues, Etc.				67	448200	Impact Aid - P.L. 874			
29	417400	School Fees & Charges				68	440000	TOTAL FEDERAL **	38,856CR	*****	20,193CR
30	417900	Other Student Revenues				69					
31						70	451000	Proceeds: Bonds,Capital Leases			
32	418100	Community Service				71	453000	Sale of Fixed Assets			
33						72	450000	TOTAL OTHER **	0	*****	0
34	419100	Rentals				73					
35	419200	Contributions/Donations				74		TOTAL REVENUES **	38,856CR	*****	20,193CR
36	419300	Transportaion Fees				75					
37	419900	Other Local				76	460000	TRANSFERS IN			
38		TOTAL OTHER LOCAL **	0	*****	0	77					
39	410000	TOTAL LOCAL ** (Line 13 + 38)	0	*****	0	78	400000	BAL. + REVENUE + TRANS. (Lines 1 + 74 + 76)	38,856CR	*****	20,193CR

[illegible]

**BUDGET
EXPENDITURES**
July 1, 2022 - June 30, 2023

Line	Code	EXPENDITURES Functions/Programs	Prior Year Budget	Proposed Budget	100 Salaries	200 Benefits	300 Purchased Services	400 Supplies Materials	500 Capital Objects	600 Debt Retirement	700 Insurance- Judgment	800 Transfers
39	691	Other Support Services Prog.										
40												
41	600	TOTAL SUPPORT SERV.**	38,856	20,193	0	0	20,193	0	0	0	0	0
42												
43	710	Child Nutrition Program										
44	720	Community Services Program										
45	730	Enterprise Operations										
46	700	TOTAL NON-INSTRUCTION**	0	0	0	0	0	0	0	0	0	0
47												
48	810	Capital Assets-Student Occ										
49	811	Capital Assets-Non Student Occ										
50	800	TOTAL CAPITAL ASSETS PROG**	0	0	0	0	0	0	0	0	0	0
51												
52	911	Debt Services Prog.-Princ.										
53	912	Debt Services Prog.-Int.										
54	913	Debt Serv Prog-Refnded Debt										
55	920	Transfers Out										
56												
57	900	TOTAL OTHER SERVICES **	0	0	0	0	0	0	0	0	0	0
58												
59												
60		TOTAL EXPENDITURES ** (Lines 14+41+47+49+57) **	38,856	20,193	0	0	20,193	0	0	0	0	0
61												
62	950	Contingency Reserve (5% of Line 60)										
63												
64		TOTAL APPROPRIATION (Line 60 + Line 62)	38,856	20,193								
65												
66		BUDGET SUMMARY										
67												
68		Beginning Fund Balance										
69		Revenues + Transfers In	38,856CR	20,193CR								
70		TOTAL REVENUE (68 + 69)	38,856CR	20,193CR								
71												
72		Total Appropriation	38,856	20,193								
73		Unappropriated Balance										
74		TOTAL APPROPRIATION (72+73)	38,856	20,193								

BUDGET SUMMARY

The total on line 70 must equal the total on line 74

**BUDGET
REVENUES**
July 1, 2022 - June 30, 2023

Line	Code	REVENUES Item	Prior Year Budget	Proposed Budget		Line	Code	REVENUES Item	Prior Year Budget	Proposed Budget	
				Line Amounts	Totals					Line Amounts	Totals
1	320000	Estimated Fund Balance		*****		40	429000	Other County			
2		as of July 1	0	*****	0	41	420000	TOTAL COUNTY **	0	*****	0
3	411100	Taxes-General M & O				42					
4	411200	Taxes-Supplemental				43	431100	Base Support Program			
5	411300	Taxes-Emergency				44	431200	Transportation Support			
6	411400	Taxes-Tort				45	431400	Except Child/SED Support			
7	411500	Taxes-Cooperative				46	431500	Border Tuition Support			
8	411600	Taxes-Tuition				47	431600	Tuition Equivalency			
9	411700	Taxes-Migrant				48	431800	Benefit Apportionment			
10	411900	Taxes-Other				49	431900	Other State Support			
11	412100	Taxes-Plant Facility				50	432100	Driver Education Prog.			
12	412500	Taxes-Bond & Interest				51	432400	Professional Technical Prog			
13		TOTAL TAXES **	0	*****	0	52	437000	Lottery/Additional State Maint			
14	413000	Penalty: Delinquent Taxes				53	438000	Rev in Lieu of/Ag Equip Tax			
15						54	439000	Other State Revenue			
16	414100	Tuition - Individuals				55					
17	414200	Tuition-Districts in Idaho				56	430000	TOTAL STATE **	0	*****	0
18	414300	Tuition-Out of State Districts				57					
19						58	442000	Indirect Unrestricted Fed.			
20	415000	Earnings on Investments				59	443000	Direct Restricted Fed.			
21						60	445100	Title I - ESEA			
22	416100	School Food Service				61	445200	Title VI, ESEA-Innovative Pr			
23	416200	Meal Sales: Non-Reimb.				62	445300	Perkins III-Voc Tech Act			
24	416900	Other Food Sales				63	445400	Adult Education			
25						64	445500	Child Nutrition Reimb.			
26	417100	Admissions/Activities				65	445600	Title VI-B			
27	417200	Bookstore Sales				66	445900	Other Indirect Fed. Prog.			
28	417300	Clubs, Org. Dues, Etc.				67	448200	Impact Aid - P.L. 874			
29	417400	School Fees & Charges				68	440000	TOTAL FEDERAL **	0	*****	0
30	417900	Other Student Revenues				69					
31						70	451000	Proceeds: Bonds,Capital Leases			
32	418100	Community Service				71	453000	Sale of Fixed Assets			
33						72	450000	TOTAL OTHER **	0	*****	0
34	419100	Rentals				73					
35	419200	Contributions/Donations				74		TOTAL REVENUES **	0	*****	0
36	419300	Transportaion Fees				75					
37	419900	Other Local				76	460000	TRANSFERS IN			
38		TOTAL OTHER LOCAL **	0	*****	0	77					
39	410000	TOTAL LOCAL ** (Line 13 + 38)	0	*****	0	78	400000	BAL. + REVENUE + TRANS. (Lines 1 + 74 + 76)	0	*****	0

[illegible]

**BUDGET
EXPENDITURES**
July 1, 2022 - June 30, 2023

Line	Code	EXPENDITURES Functions/Programs	Prior Year Budget	Proposed Budget	100 Salaries	200 Benefits	300 Purchased Services	400 Supplies Materials	500 Capital Objects	600 Debt Retirement	700 Insurance- Judgment	800 Transfers
39	691	Other Support Services Prog.										
40												
41	600	TOTAL SUPPORT SERV.**	0	0	0	0	0	0	0	0	0	0
42												
43	710	Child Nutrition Program										
44	720	Community Services Program										
45	730	Enterprise Operations										
46	700	TOTAL NON-INSTRUCTION**	0	0	0	0	0	0	0	0	0	0
47												
48	810	Capital Assets-Student Occ										
49	811	Capital Assets-Non Student Occ										
50	800	TOTAL CAPITAL ASSETS PROG**	0	0	0	0	0	0	0	0	0	0
51												
52	911	Debt Services Prog.-Princ.										
53	912	Debt Services Prog.-Int.										
54	913	Debt Serv Prog-Refnded Debt										
55	920	Transfers Out										
56												
57	900	TOTAL OTHER SERVICES **	0	0	0	0	0	0	0	0	0	0
58												
59												
60		TOTAL EXPENDITURES ** (Lines 14+41+47+49+57) **	0	0	0	0	0	0	0	0	0	0
61												
62	950	Contingency Reserve (5% of Line 60)										
63												
64		TOTAL APPROPRIATION (Line 60 + Line 62)	0	0								
65												
66		BUDGET SUMMARY										
67												
68		Beginning Fund Balance										
69		Revenues + Transfers In										
70		TOTAL REVENUE (68 + 69)	0	0								
71												
72		Total Appropriation										
73		Unappropriated Balance										
74		TOTAL APPROPRIATION (72+73)	0	0								

BUDGET SUMMARY

The total on line 70 must equal the total on line 74

**BUDGET
REVENUES**
July 1, 2022 - June 30, 2023

Line	Code	REVENUES Item	Prior Year Budget	Proposed Budget		Line	Code	REVENUES Item	Prior Year Budget	Proposed Budget	
				Line Amounts	Totals					Line Amounts	Totals
1	320000	Estimated Fund Balance		*****		40	429000	Other County			
2		as of July 1	0	*****	0	41	420000	TOTAL COUNTY **	0	*****	0
3	411100	Taxes-General M & O				42					
4	411200	Taxes-Supplemental				43	431100	Base Support Program			
5	411300	Taxes-Emergency				44	431200	Transportation Support			
6	411400	Taxes-Tort				45	431400	Except Child/SED Support			
7	411500	Taxes-Cooperative				46	431500	Border Tuition Support			
8	411600	Taxes-Tuition				47	431600	Tuition Equivalency			
9	411700	Taxes-Migrant				48	431800	Benefit Apportionment			
10	411900	Taxes-Other				49	431900	Other State Support			
11	412100	Taxes-Plant Facility				50	432100	Driver Education Prog.			
12	412500	Taxes-Bond & Interest				51	432400	Professional Technical Prog			
13		TOTAL TAXES **	0	*****	0	52	437000	Lottery/Additional State Maint			
14	413000	Penalty: Delinquent Taxes				53	438000	Rev in Lieu of/Ag Equip Tax			
15						54	439000	Other State Revenue			
16	414100	Tuition - Individuals				55					
17	414200	Tuition-Districts in Idaho				56	430000	TOTAL STATE **	0	*****	0
18	414300	Tuition-Out of State Districts				57					
19						58	442000	Indirect Unrestricted Fed.			
20	415000	Earnings on Investments				59	443000	Direct Restricted Fed.			
21						60	445100	Title I - ESEA			
22	416100	School Food Service				61	445200	Title VI, ESEA-Innovative Pr			
23	416200	Meal Sales: Non-Reimb.				62	445300	Perkins III-Voc Tech Act			
24	416900	Other Food Sales				63	445400	Adult Education			
25						64	445500	Child Nutrition Reimb.			
26	417100	Admissions/Activities				65	445600	Title VI-B			
27	417200	Bookstore Sales				66	445900	Other Indirect Fed. Prog.	44,440CR	48,300CR	
28	417300	Clubs, Org. Dues, Etc.				67	448200	Impact Aid - P.L. 874			
29	417400	School Fees & Charges				68	440000	TOTAL FEDERAL **	44,440CR	*****	48,300CR
30	417900	Other Student Revenues				69					
31						70	451000	Proceeds: Bonds,Capital Leases			
32	418100	Community Service				71	453000	Sale of Fixed Assets			
33						72	450000	TOTAL OTHER **	0	*****	0
34	419100	Rentals				73					
35	419200	Contributions/Donations				74		TOTAL REVENUES **	44,440CR	*****	48,300CR
36	419300	Transportaion Fees				75					
37	419900	Other Local				76	460000	TRANSFERS IN			
38		TOTAL OTHER LOCAL **	0	*****	0	77					
39	410000	TOTAL LOCAL ** (Line 13 + 38)	0	*****	0	78	400000	BAL. + REVENUE + TRANS. (Lines 1 + 74 + 76)	44,440CR	*****	48,300CR

[illegible]

**BUDGET
EXPENDITURES**
July 1, 2022 - June 30, 2023

Line	Code	EXPENDITURES Functions/Programs	Prior Year Budget	Proposed Budget	100 Salaries	200 Benefits	300 Purchased Services	400 Supplies Materials	500 Capital Objects	600 Debt Retirement	700 Insurance- Judgment	800 Transfers
39	691	Other Support Services Prog.										
40												
41	600	TOTAL SUPPORT SERV.**	0	0	0	0	0	0	0	0	0	0
42												
43	710	Child Nutrition Program										
44	720	Community Services Program										
45	730	Enterprise Operations										
46	700	TOTAL NON-INSTRUCTION**	0	0	0	0	0	0	0	0	0	0
47												
48	810	Capital Assets-Student Occ										
49	811	Capital Assets-Non Student Occ										
50	800	TOTAL CAPITAL ASSETS PROG**	0	0	0	0	0	0	0	0	0	0
51												
52	911	Debt Services Prog.-Princ.										
53	912	Debt Services Prog.-Int.										
54	913	Debt Serv Prog-Refnded Debt										
55	920	Transfers Out										
56												
57	900	TOTAL OTHER SERVICES **	0	0	0	0	0	0	0	0	0	0
58												
59												
60		TOTAL EXPENDITURES ** (Lines 14+41+47+49+57) **	44,440	48,300	40,392	7,908	0	0	0	0	0	0
61												
62	950	Contingency Reserve (5% of Line 60)										
63												
64		TOTAL APPROPRIATION (Line 60 + Line 62)	44,440	48,300								
65												
66		BUDGET SUMMARY										
67												
68		Beginning Fund Balance										
69		Revenues + Transfers In	44,440CR	48,300CR								
70		TOTAL REVENUE (68 + 69)	44,440CR	48,300CR								
71												
72		Total Appropriation	44,440	48,300								
73		Unappropriated Balance										
74		TOTAL APPROPRIATION (72+73)	44,440	48,300								

BUDGET SUMMARY

The total on line 70 must equal the total on line 74

**BUDGET
REVENUES**
July 1, 2022 - June 30, 2023

Line	Code	REVENUES Item	Prior Year Budget	Proposed Budget		Line	Code	REVENUES Item	Prior Year Budget	Proposed Budget	
				Line Amounts	Totals					Line Amounts	Totals
1	320000	Estimated Fund Balance		*****		40	429000	Other County			
2		as of July 1	0	*****	0	41	420000	TOTAL COUNTY **	0	*****	0
3	411100	Taxes-General M & O				42					
4	411200	Taxes-Supplemental				43	431100	Base Support Program			
5	411300	Taxes-Emergency				44	431200	Transportation Support			
6	411400	Taxes-Tort				45	431400	Except Child/SED Support			
7	411500	Taxes-Cooperative				46	431500	Border Tuition Support			
8	411600	Taxes-Tuition				47	431600	Tuition Equivalency			
9	411700	Taxes-Migrant				48	431800	Benefit Apportionment			
10	411900	Taxes-Other				49	431900	Other State Support			
11	412100	Taxes-Plant Facility				50	432100	Driver Education Prog.			
12	412500	Taxes-Bond & Interest				51	432400	Professional Technical Prog			
13		TOTAL TAXES **	0	*****	0	52	437000	Lottery/Additional State Maint			
14	413000	Penalty: Delinquent Taxes				53	438000	Rev in Lieu of/Ag Equip Tax			
15						54	439000	Other State Revenue			
16	414100	Tuition - Individuals				55					
17	414200	Tuition-Districts in Idaho				56	430000	TOTAL STATE **	0	*****	0
18	414300	Tuition-Out of State Districts				57					
19						58	442000	Indirect Unrestricted Fed.			
20	415000	Earnings on Investments				59	443000	Direct Restricted Fed.			
21						60	445100	Title I - ESEA			
22	416100	School Food Service				61	445200	Title VI, ESEA-Innovative Pr			
23	416200	Meal Sales: Non-Reimb.				62	445300	Perkins III-Voc Tech Act			
24	416900	Other Food Sales				63	445400	Adult Education			
25						64	445500	Child Nutrition Reimb.			
26	417100	Admissions/Activities				65	445600	Title VI-B			
27	417200	Bookstore Sales				66	445900	Other Indirect Fed. Prog.	16,818CR		
28	417300	Clubs, Org. Dues, Etc.				67	448200	Impact Aid - P.L. 874			
29	417400	School Fees & Charges				68	440000	TOTAL FEDERAL **	16,818CR	*****	0
30	417900	Other Student Revenues				69					
31						70	451000	Proceeds: Bonds,Capital Leases			
32	418100	Community Service				71	453000	Sale of Fixed Assets			
33						72	450000	TOTAL OTHER **	0	*****	0
34	419100	Rentals				73					
35	419200	Contributions/Donations				74		TOTAL REVENUES **	16,818CR	*****	0
36	419300	Transportaion Fees				75					
37	419900	Other Local				76	460000	TRANSFERS IN			
38		TOTAL OTHER LOCAL **	0	*****	0	77					
39	410000	TOTAL LOCAL ** (Line 13 + 38)	0	*****	0	78	400000	BAL. + REVENUE + TRANS. (Lines 1 + 74 + 76)	16,818CR	*****	0

[illegible]

**BUDGET
EXPENDITURES**
July 1, 2022 - June 30, 2023

Line	Code	EXPENDITURES Functions/Programs	Prior Year Budget	Proposed Budget	100 Salaries	200 Benefits	300 Purchased Services	400 Supplies Materials	500 Capital Objects	600 Debt Retirement	700 Insurance- Judgment	800 Transfers
39	691	Other Support Services Prog.										
40												
41	600	TOTAL SUPPORT SERV.**	0	0	0	0	0	0	0	0	0	0
42												
43	710	Child Nutrition Program										
44	720	Community Services Program										
45	730	Enterprise Operations										
46	700	TOTAL NON-INSTRUCTION**	0	0	0	0	0	0	0	0	0	0
47												
48	810	Capital Assets-Student Occ										
49	811	Capital Assets-Non Student Occ										
50	800	TOTAL CAPITAL ASSETS PROG**	0	0	0	0	0	0	0	0	0	0
51												
52	911	Debt Services Prog.-Princ.										
53	912	Debt Services Prog.-Int.										
54	913	Debt Serv Prog-Refnded Debt										
55	920	Transfers Out										
56												
57	900	TOTAL OTHER SERVICES **	0	0	0	0	0	0	0	0	0	0
58												
59												
60		TOTAL EXPENDITURES ** (Lines 14+41+47+49+57) **	16,818	0	0	0	0	0	0	0	0	0
61												
62	950	Contingency Reserve (5% of Line 60)										
63												
64		TOTAL APPROPRIATION (Line 60 + Line 62)	16,818	0								
65												
66		BUDGET SUMMARY										
67												
68		Beginning Fund Balance										
69		Revenues + Transfers In	16,818CR									
70		TOTAL REVENUE (68 + 69)	16,818CR	0								
71												
72		Total Appropriation	16,818									
73		Unappropriated Balance										
74		TOTAL APPROPRIATION (72+73)	16,818	0								

BUDGET SUMMARY

The total on line 70 must equal the total on line 74

**BUDGET
REVENUES**
July 1, 2022 - June 30, 2023

Line	Code	REVENUES Item	Prior Year Budget	Proposed Budget		Line	Code	REVENUES Item	Prior Year Budget	Proposed Budget	
				Line Amounts	Totals					Line Amounts	Totals
1	320000	Estimated Fund Balance		*****		40	429000	Other County			
2		as of July 1	0	*****	0	41	420000	TOTAL COUNTY **	0	*****	0
3	411100	Taxes-General M & O				42					
4	411200	Taxes-Supplemental				43	431100	Base Support Program			
5	411300	Taxes-Emergency				44	431200	Transportation Support			
6	411400	Taxes-Tort				45	431400	Except Child/SED Support			
7	411500	Taxes-Cooperative				46	431500	Border Tuition Support			
8	411600	Taxes-Tuition				47	431600	Tuition Equivalency			
9	411700	Taxes-Migrant				48	431800	Benefit Apportionment			
10	411900	Taxes-Other				49	431900	Other State Support			
11	412100	Taxes-Plant Facility				50	432100	Driver Education Prog.			
12	412500	Taxes-Bond & Interest				51	432400	Professional Technical Prog			
13		TOTAL TAXES **	0	*****	0	52	437000	Lottery/Additional State Maint			
14	413000	Penalty: Delinquent Taxes				53	438000	Rev in Lieu of/Ag Equip Tax			
15						54	439000	Other State Revenue			
16	414100	Tuition - Individuals				55					
17	414200	Tuition-Districts in Idaho				56	430000	TOTAL STATE **	0	*****	0
18	414300	Tuition-Out of State Districts				57					
19						58	442000	Indirect Unrestricted Fed.			
20	415000	Earnings on Investments				59	443000	Direct Restricted Fed.			
21						60	445100	Title I - ESEA			
22	416100	School Food Service				61	445200	Title VI, ESEA-Innovative Pr			
23	416200	Meal Sales: Non-Reimb.				62	445300	Perkins III-Voc Tech Act			
24	416900	Other Food Sales				63	445400	Adult Education			
25						64	445500	Child Nutrition Reimb.			
26	417100	Admissions/Activities				65	445600	Title VI-B			
27	417200	Bookstore Sales				66	445900	Other Indirect Fed. Prog.			
28	417300	Clubs, Org. Dues, Etc.				67	448200	Impact Aid - P.L. 874			
29	417400	School Fees & Charges				68	440000	TOTAL FEDERAL **	0	*****	0
30	417900	Other Student Revenues				69					
31						70	451000	Proceeds: Bonds,Capital Leases			
32	418100	Community Service				71	453000	Sale of Fixed Assets			
33						72	450000	TOTAL OTHER **	0	*****	0
34	419100	Rentals				73					
35	419200	Contributions/Donations				74		TOTAL REVENUES **	0	*****	0
36	419300	Transportaion Fees				75					
37	419900	Other Local				76	460000	TRANSFERS IN			
38		TOTAL OTHER LOCAL **	0	*****	0	77					
39	410000	TOTAL LOCAL ** (Line 13 + 38)	0	*****	0	78	400000	BAL. + REVENUE + TRANS. (Lines 1 + 74 + 76)	0	*****	0

[illegible]

BUDGET
EXPENDITURES
 July 1, 2022 - June 30, 2023

Line	Code	EXPENDITURES Functions/Programs	Prior Year Budget	Proposed Budget	100 Salaries	200 Benefits	300 Purchased Services	400 Supplies Materials	500 Capital Objects	600 Debt Retirement	700 Insurance- Judgment	800 Transfers
39	691	Other Support Services Prog.										
40												
41	600	TOTAL SUPPORT SERV.**	0	0	0	0	0	0	0	0	0	0
42												
43	710	Child Nutrition Program										
44	720	Community Services Program										
45	730	Enterprise Operations										
46	700	TOTAL NON-INSTRUCTION**	0	0	0	0	0	0	0	0	0	0
47												
48	810	Capital Assets-Student Occ										
49	811	Capital Assets-Non Student Occ										
50	800	TOTAL CAPITAL ASSETS PROG**	0	0	0	0	0	0	0	0	0	0
51												
52	911	Debt Services Prog.-Princ.										
53	912	Debt Services Prog.-Int.										
54	913	Debt Serv Prog-Refnded Debt										
55	920	Transfers Out										
56												
57	900	TOTAL OTHER SERVICES **	0	0	0	0	0	0	0	0	0	0
58												
59												
60		TOTAL EXPENDITURES ** (Lines 14+41+47+49+57) **	0	0	0	0	0	0	0	0	0	0
61												
62	950	Contingency Reserve (5% of Line 60)										
63												
64		TOTAL APPROPRIATION (Line 60 + Line 62)	0	0								
65												
66		BUDGET SUMMARY										
67												
68		Beginning Fund Balance										
69		Revenues + Transfers In										
70		TOTAL REVENUE (68 + 69)	0	0								
71												
72		Total Appropriation										
73		Unappropriated Balance										
74		TOTAL APPROPRIATION (72+73)	0	0								

BUDGET SUMMARY

The total on line 70 must equal the total on line 74

**BUDGET
REVENUES**
July 1, 2022 - June 30, 2023

Line	Code	REVENUES Item	Prior Year Budget	Proposed Budget		Line	Code	REVENUES Item	Prior Year Budget	Proposed Budget	
				Line Amounts	Totals					Line Amounts	Totals
1	320000	Estimated Fund Balance		*****		40	429000	Other County			
2		as of July 1	0	*****	0	41	420000	TOTAL COUNTY **	0	*****	0
3	411100	Taxes-General M & O				42					
4	411200	Taxes-Supplemental				43	431100	Base Support Program			
5	411300	Taxes-Emergency				44	431200	Transportation Support			
6	411400	Taxes-Tort				45	431400	Except Child/SED Support			
7	411500	Taxes-Cooperative				46	431500	Border Tuition Support			
8	411600	Taxes-Tuition				47	431600	Tuition Equivalency			
9	411700	Taxes-Migrant				48	431800	Benefit Apportionment			
10	411900	Taxes-Other				49	431900	Other State Support			
11	412100	Taxes-Plant Facility				50	432100	Driver Education Prog.			
12	412500	Taxes-Bond & Interest				51	432400	Professional Technical Prog			
13		TOTAL TAXES **	0	*****	0	52	437000	Lottery/Additional State Maint			
14	413000	Penalty: Delinquent Taxes				53	438000	Rev in Lieu of/Ag Equip Tax			
15						54	439000	Other State Revenue			
16	414100	Tuition - Individuals				55					
17	414200	Tuition-Districts in Idaho				56	430000	TOTAL STATE **	0	*****	0
18	414300	Tuition-Out of State Districts				57					
19						58	442000	Indirect Unrestricted Fed.			
20	415000	Earnings on Investments				59	443000	Direct Restricted Fed.			
21						60	445100	Title I - ESEA			
22	416100	School Food Service				61	445200	Title VI, ESEA-Innovative Pr			
23	416200	Meal Sales: Non-Reimb.				62	445300	Perkins III-Voc Tech Act			
24	416900	Other Food Sales				63	445400	Adult Education			
25						64	445500	Child Nutrition Reimb.			
26	417100	Admissions/Activities				65	445600	Title VI-B			
27	417200	Bookstore Sales				66	445900	Other Indirect Fed. Prog.			
28	417300	Clubs, Org. Dues, Etc.				67	448200	Impact Aid - P.L. 874			
29	417400	School Fees & Charges				68	440000	TOTAL FEDERAL **	0	*****	0
30	417900	Other Student Revenues				69					
31						70	451000	Proceeds: Bonds,Capital Leases			
32	418100	Community Service				71	453000	Sale of Fixed Assets			
33						72	450000	TOTAL OTHER **	0	*****	0
34	419100	Rentals				73					
35	419200	Contributions/Donations				74		TOTAL REVENUES **	0	*****	0
36	419300	Transportaion Fees				75					
37	419900	Other Local				76	460000	TRANSFERS IN			
38		TOTAL OTHER LOCAL **	0	*****	0	77					
39	410000	TOTAL LOCAL ** (Line 13 + 38)	0	*****	0	78	400000	BAL. + REVENUE + TRANS. (Lines 1 + 74 + 76)	0	*****	0

**BUDGET
EXPENDITURES**
July 1, 2022 - June 30, 2023

[illegible]

**BUDGET
EXPENDITURES**
July 1, 2022 - June 30, 2023

Line	Code	EXPENDITURES Functions/Programs	Prior Year Budget	Proposed Budget	100 Salaries	200 Benefits	300 Purchased Services	400 Supplies Materials	500 Capital Objects	600 Debt Retirement	700 Insurance- Judgment	800 Transfers
39	691	Other Support Services Prog.										
40												
41	600	TOTAL SUPPORT SERV.**	0	0	0	0	0	0	0	0	0	0
42												
43	710	Child Nutrition Program										
44	720	Community Services Program										
45	730	Enterprise Operations										
46	700	TOTAL NON-INSTRUCTION**	0	0	0	0	0	0	0	0	0	0
47												
48	810	Capital Assets-Student Occ										
49	811	Capital Assets-Non Student Occ										
50	800	TOTAL CAPITAL ASSETS PROG**	0	0	0	0	0	0	0	0	0	0
51												
52	911	Debt Services Prog.-Princ.										
53	912	Debt Services Prog.-Int.										
54	913	Debt Serv Prog-Refnded Debt										
55	920	Transfers Out										
56												
57	900	TOTAL OTHER SERVICES **	0	0	0	0	0	0	0	0	0	0
58												
59												
60		TOTAL EXPENDITURES ** (Lines 14+41+47+49+57) **	0	0	0	0	0	0	0	0	0	0
61												
62	950	Contingency Reserve (5% of Line 60)										
63												
64		TOTAL APPROPRIATION (Line 60 + Line 62)	0	0								
65												
66		BUDGET SUMMARY										
67												
68		Beginning Fund Balance										
69		Revenues + Transfers In										
70		TOTAL REVENUE (68 + 69)	0	0								
71												
72		Total Appropriation										
73		Unappropriated Balance										
74		TOTAL APPROPRIATION (72+73)	0	0								

BUDGET SUMMARY

The total on line 70 must equal the total on line 74

**BUDGET
REVENUES**
July 1, 2022 - June 30, 2023

Line	Code	REVENUES Item	Prior Year Budget	Proposed Budget		Line	Code	REVENUES Item	Prior Year Budget	Proposed Budget	
				Line Amounts	Totals					Line Amounts	Totals
1	320000	Estimated Fund Balance		*****		40	429000	Other County			
2		as of July 1	0	*****	0	41	420000	TOTAL COUNTY **	0	*****	0
3	411100	Taxes-General M & O				42					
4	411200	Taxes-Supplemental				43	431100	Base Support Program			
5	411300	Taxes-Emergency				44	431200	Transportation Support			
6	411400	Taxes-Tort				45	431400	Except Child/SED Support			
7	411500	Taxes-Cooperative				46	431500	Border Tuition Support			
8	411600	Taxes-Tuition				47	431600	Tuition Equivalency			
9	411700	Taxes-Migrant				48	431800	Benefit Apportionment			
10	411900	Taxes-Other				49	431900	Other State Support			
11	412100	Taxes-Plant Facility				50	432100	Driver Education Prog.			
12	412500	Taxes-Bond & Interest				51	432400	Professional Technical Prog			
13		TOTAL TAXES **	0	*****	0	52	437000	Lottery/Additional State Maint			
14	413000	Penalty: Delinquent Taxes				53	438000	Rev in Lieu of/Ag Equip Tax			
15						54	439000	Other State Revenue			
16	414100	Tuition - Individuals				55					
17	414200	Tuition-Districts in Idaho				56	430000	TOTAL STATE **	0	*****	0
18	414300	Tuition-Out of State Districts				57					
19						58	442000	Indirect Unrestricted Fed.			
20	415000	Earnings on Investments				59	443000	Direct Restricted Fed.			
21						60	445100	Title I - ESEA			
22	416100	School Food Service				61	445200	Title VI, ESEA-Innovative Pr			
23	416200	Meal Sales: Non-Reimb.				62	445300	Perkins III-Voc Tech Act			
24	416900	Other Food Sales				63	445400	Adult Education			
25						64	445500	Child Nutrition Reimb.			
26	417100	Admissions/Activities				65	445600	Title VI-B			
27	417200	Bookstore Sales				66	445900	Other Indirect Fed. Prog.			
28	417300	Clubs, Org. Dues, Etc.				67	448200	Impact Aid - P.L. 874			
29	417400	School Fees & Charges				68	440000	TOTAL FEDERAL **	0	*****	0
30	417900	Other Student Revenues				69					
31						70	451000	Proceeds: Bonds,Capital Leases			
32	418100	Community Service				71	453000	Sale of Fixed Assets			
33						72	450000	TOTAL OTHER **	0	*****	0
34	419100	Rentals				73					
35	419200	Contributions/Donations				74		TOTAL REVENUES **	0	*****	0
36	419300	Transportaion Fees				75					
37	419900	Other Local				76	460000	TRANSFERS IN			
38		TOTAL OTHER LOCAL **	0	*****	0	77					
39	410000	TOTAL LOCAL ** (Line 13 + 38)	0	*****	0	78	400000	BAL. + REVENUE + TRANS. (Lines 1 + 74 + 76)	0	*****	0

[illegible]

**BUDGET
EXPENDITURES**
July 1, 2022 - June 30, 2023

Line	Code	EXPENDITURES Functions/Programs	Prior Year Budget	Proposed Budget	100 Salaries	200 Benefits	300 Purchased Services	400 Supplies Materials	500 Capital Objects	600 Debt Retirement	700 Insurance- Judgment	800 Transfers
39	691	Other Support Services Prog.										
40												
41	600	TOTAL SUPPORT SERV.**	0	0	0	0	0	0	0	0	0	0
42												
43	710	Child Nutrition Program										
44	720	Community Services Program										
45	730	Enterprise Operations										
46	700	TOTAL NON-INSTRUCTION**	0	0	0	0	0	0	0	0	0	0
47												
48	810	Capital Assets-Student Occ										
49	811	Capital Assets-Non Student Occ										
50	800	TOTAL CAPITAL ASSETS PROG**	0	0	0	0	0	0	0	0	0	0
51												
52	911	Debt Services Prog.-Princ.										
53	912	Debt Services Prog.-Int.										
54	913	Debt Serv Prog-Refnded Debt										
55	920	Transfers Out										
56												
57	900	TOTAL OTHER SERVICES **	0	0	0	0	0	0	0	0	0	0
58												
59												
60		TOTAL EXPENDITURES ** (Lines 14+41+47+49+57) **	0	0	0	0	0	0	0	0	0	0
61												
62	950	Contingency Reserve (5% of Line 60)										
63												
64		TOTAL APPROPRIATION (Line 60 + Line 62)	0	0								
65												
66		BUDGET SUMMARY										
67												
68		Beginning Fund Balance										
69		Revenues + Transfers In										
70		TOTAL REVENUE (68 + 69)	0	0								
71												
72		Total Appropriation										
73		Unappropriated Balance										
74		TOTAL APPROPRIATION (72+73)	0	0								

BUDGET SUMMARY

The total on line 70 must equal the total on line 74

**BUDGET
REVENUES**
July 1, 2022 - June 30, 2023

Line	Code	REVENUES Item	Prior Year Budget	Proposed Budget		Line	Code	REVENUES Item	Prior Year Budget	Proposed Budget	
				Line Amounts	Totals					Line Amounts	Totals
1	320000	Estimated Fund Balance		*****		40	429000	Other County			
2		as of July 1	0	*****	0	41	420000	TOTAL COUNTY **	0	*****	0
3	411100	Taxes-General M & O				42					
4	411200	Taxes-Supplemental				43	431100	Base Support Program			
5	411300	Taxes-Emergency				44	431200	Transportation Support			
6	411400	Taxes-Tort				45	431400	Except Child/SED Support			
7	411500	Taxes-Cooperative				46	431500	Border Tuition Support			
8	411600	Taxes-Tuition				47	431600	Tuition Equivalency			
9	411700	Taxes-Migrant				48	431800	Benefit Apportionment			
10	411900	Taxes-Other				49	431900	Other State Support			
11	412100	Taxes-Plant Facility				50	432100	Driver Education Prog.			
12	412500	Taxes-Bond & Interest				51	432400	Professional Technical Prog			
13		TOTAL TAXES **	0	*****	0	52	437000	Lottery/Additional State Maint			
14	413000	Penalty: Delinquent Taxes				53	438000	Rev in Lieu of/Ag Equip Tax			
15						54	439000	Other State Revenue			
16	414100	Tuition - Individuals				55					
17	414200	Tuition-Districts in Idaho				56	430000	TOTAL STATE **	0	*****	0
18	414300	Tuition-Out of State Districts				57					
19						58	442000	Indirect Unrestricted Fed.			
20	415000	Earnings on Investments				59	443000	Direct Restricted Fed.			
21						60	445100	Title I - ESEA			
22	416100	School Food Service				61	445200	Title VI, ESEA-Innovative Pr			
23	416200	Meal Sales: Non-Reimb.				62	445300	Perkins III-Voc Tech Act			
24	416900	Other Food Sales				63	445400	Adult Education			
25						64	445500	Child Nutrition Reimb.			
26	417100	Admissions/Activities				65	445600	Title VI-B			
27	417200	Bookstore Sales				66	445900	Other Indirect Fed. Prog.			
28	417300	Clubs, Org. Dues, Etc.				67	448200	Impact Aid - P.L. 874			
29	417400	School Fees & Charges				68	440000	TOTAL FEDERAL **	0	*****	0
30	417900	Other Student Revenues				69					
31						70	451000	Proceeds: Bonds,Capital Leases			
32	418100	Community Service				71	453000	Sale of Fixed Assets			
33						72	450000	TOTAL OTHER **	0	*****	0
34	419100	Rentals				73					
35	419200	Contributions/Donations				74		TOTAL REVENUES **	0	*****	0
36	419300	Transportaion Fees				75					
37	419900	Other Local				76	460000	TRANSFERS IN			
38		TOTAL OTHER LOCAL **	0	*****	0	77					
39	410000	TOTAL LOCAL ** (Line 13 + 38)	0	*****	0	78	400000	BAL. + REVENUE + TRANS. (Lines 1 + 74 + 76)	0	*****	0

[illegible]

**BUDGET
EXPENDITURES**
July 1, 2022 - June 30, 2023

Line	Code	EXPENDITURES Functions/Programs	Prior Year Budget	Proposed Budget	100 Salaries	200 Benefits	300 Purchased Services	400 Supplies Materials	500 Capital Objects	600 Debt Retirement	700 Insurance- Judgment	800 Transfers
39	691	Other Support Services Prog.										
40												
41	600	TOTAL SUPPORT SERV.**	0	0	0	0	0	0	0	0	0	0
42												
43	710	Child Nutrition Program										
44	720	Community Services Program										
45	730	Enterprise Operations										
46	700	TOTAL NON-INSTRUCTION**	0	0	0	0	0	0	0	0	0	0
47												
48	810	Capital Assets-Student Occ										
49	811	Capital Assets-Non Student Occ										
50	800	TOTAL CAPITAL ASSETS PROG**	0	0	0	0	0	0	0	0	0	0
51												
52	911	Debt Services Prog.-Princ.										
53	912	Debt Services Prog.-Int.										
54	913	Debt Serv Prog-Refnded Debt										
55	920	Transfers Out										
56												
57	900	TOTAL OTHER SERVICES **	0	0	0	0	0	0	0	0	0	0
58												
59												
60		TOTAL EXPENDITURES ** (Lines 14+41+47+49+57) **	0	0	0	0	0	0	0	0	0	0
61												
62	950	Contingency Reserve (5% of Line 60)										
63												
64		TOTAL APPROPRIATION (Line 60 + Line 62)	0	0								
65												
66		BUDGET SUMMARY										
67												
68		Beginning Fund Balance										
69		Revenues + Transfers In										
70		TOTAL REVENUE (68 + 69)	0	0								
71												
72		Total Appropriation										
73		Unappropriated Balance										
74		TOTAL APPROPRIATION (72+73)	0	0								

BUDGET SUMMARY

The total on line 70 must equal the total on line 74

**BUDGET
REVENUES**
July 1, 2022 - June 30, 2023

Line	Code	REVENUES Item	Prior Year Budget	Proposed Budget		Line	Code	REVENUES Item	Prior Year Budget	Proposed Budget	
				Line Amounts	Totals					Line Amounts	Totals
1	320000	Estimated Fund Balance	123,443CR	123,443CR		40	429000	Other County			
2		as of July 1	123,443CR	*****	123,443CR	41	420000	TOTAL COUNTY **	0	*****	0
3	411100	Taxes-General M & O				42					
4	411200	Taxes-Supplemental				43	431100	Base Support Program			
5	411300	Taxes-Emergency				44	431200	Transportation Support			
6	411400	Taxes-Tort				45	431400	Except Child/SED Support			
7	411500	Taxes-Cooperative				46	431500	Border Tuition Support			
8	411600	Taxes-Tuition				47	431600	Tuition Equivalency			
9	411700	Taxes-Migrant				48	431800	Benefit Apportionment			
10	411900	Taxes-Other				49	431900	Other State Support			
11	412100	Taxes-Plant Facility				50	432100	Driver Education Prog.			
12	412500	Taxes-Bond & Interest				51	432400	Professional Technical Prog			
13		TOTAL TAXES **	0	*****	0	52	437000	Lottery/Additional State Maint			
14	413000	Penalty: Delinquent Taxes				53	438000	Rev in Lieu of/Ag Equip Tax			
15						54	439000	Other State Revenue			
16	414100	Tuition - Individuals				55					
17	414200	Tuition-Districts in Idaho				56	430000	TOTAL STATE **	0	*****	0
18	414300	Tuition-Out of State Districts				57					
19						58	442000	Indirect Unrestricted Fed.			
20	415000	Earnings on Investments				59	443000	Direct Restricted Fed.			
21						60	445100	Title I - ESEA			
22	416100	School Food Service				61	445200	Title VI, ESEA-Innovative Pr			
23	416200	Meal Sales: Non-Reimb.				62	445300	Perkins III-Voc Tech Act			
24	416900	Other Food Sales				63	445400	Adult Education			
25						64	445500	Child Nutrition Reimb.	311,446CR	330,099CR	
26	417100	Admissions/Activities				65	445600	Title VI-B			
27	417200	Bookstore Sales				66	445900	Other Indirect Fed. Prog.	6,901CR		
28	417300	Clubs, Org. Dues, Etc.				67	448200	Impact Aid - P.L. 874			
29	417400	School Fees & Charges				68	440000	TOTAL FEDERAL **	318,347CR	*****	330,099CR
30	417900	Other Student Revenues				69					
31						70	451000	Proceeds: Bonds,Capital Leases			
32	418100	Community Service				71	453000	Sale of Fixed Assets			
33						72	450000	TOTAL OTHER **	0	*****	0
34	419100	Rentals				73					
35	419200	Contributions/Donations				74		TOTAL REVENUES **	318,347CR	*****	330,099CR
36	419300	Transportaion Fees				75					
37	419900	Other Local				76	460000	TRANSFERS IN			
38		TOTAL OTHER LOCAL **	0	*****	0	77					
39	410000	TOTAL LOCAL ** (Line 13 + 38)	0	*****	0	78	400000	BAL. + REVENUE + TRANS. (Lines 1 + 74 + 76)	441,790CR	*****	453,542CR

FUND NO: 290

[illegible]

**BUDGET
EXPENDITURES**
July 1, 2022 - June 30, 2023

Line	Code	EXPENDITURES Functions/Programs	Prior Year Budget	Proposed Budget	100 Salaries	200 Benefits	300 Purchased Services	400 Supplies Materials	500 Capital Objects	600 Debt Retirement	700 Insurance- Judgment	800 Transfers
39	691	Other Support Services Prog.										
40												
41	600	TOTAL SUPPORT SERV.**	0	0	0	0	0	0	0	0	0	0
42												
43	710	Child Nutrition Program	318,347	330,099	76,915	31,534	650	220,000	1,000			
44	720	Community Services Program										
45	730	Enterprise Operations										
46	700	TOTAL NON-INSTRUCTION**	318,347	330,099	76,915	31,534	650	220,000	1,000	0	0	0
47												
48	810	Capital Assets-Student Occ										
49	811	Capital Assets-Non Student Occ										
50	800	TOTAL CAPITAL ASSETS PROG**	0	0	0	0	0	0	0	0	0	0
51												
52	911	Debt Services Prog.-Princ.										
53	912	Debt Services Prog.-Int.										
54	913	Debt Serv Prog-Refnded Debt										
55	920	Transfers Out										
56												
57	900	TOTAL OTHER SERVICES **	0	0	0	0	0	0	0	0	0	0
58												
59												
60		TOTAL EXPENDITURES ** (Lines 14+41+47+49+57) **	318,347	330,099	76,915	31,534	650	220,000	1,000	0	0	0
61												
62	950	Contingency Reserve (5% of Line 60)										
63												
64		TOTAL APPROPRIATION (Line 60 + Line 62)	318,347	330,099								
65												
66		BUDGET SUMMARY										
67												
68		Beginning Fund Balance	123,443CR	123,443CR								
69		Revenues + Transfers In	318,347CR	330,099CR								
70		TOTAL REVENUE (68 + 69)	441,790CR	453,542CR								
71												
72		Total Appropriation	318,347	330,099								
73		Unappropriated Balance	123,443	123,443								
74		TOTAL APPROPRIATION (72+73)	441,790	453,542								

BUDGET SUMMARY

The total on line 70 must equal the total on line 74

**BUDGET
REVENUES**
July 1, 2022 - June 30, 2023

Line	Code	REVENUES Item	Prior Year Budget	Proposed Budget		Line	Code	REVENUES Item	Prior Year Budget	Proposed Budget	
				Line Amounts	Totals					Line Amounts	Totals
1	320000	Estimated Fund Balance	823,313CR	823,313CR		40	429000	Other County			
2		as of July 1	823,313CR	*****	823,313CR	41	420000	TOTAL COUNTY **	0	*****	0
3	411100	Taxes-General M & O				42					
4	411200	Taxes-Supplemental				43	431100	Base Support Program			
5	411300	Taxes-Emergency				44	431200	Transportation Support			
6	411400	Taxes-Tort				45	431400	Except Child/SED Support			
7	411500	Taxes-Cooperative				46	431500	Border Tuition Support			
8	411600	Taxes-Tuition				47	431600	Tuition Equivalency			
9	411700	Taxes-Migrant				48	431800	Benefit Apportionment			
10	411900	Taxes-Other				49	431900	Other State Support			
11	412100	Taxes-Plant Facility				50	432100	Driver Education Prog.			
12	412500	Taxes-Bond & Interest				51	432400	Professional Technical Prog			
13		TOTAL TAXES **	0	*****	0	52	437000	Lottery/Additional State Maint			
14	413000	Penalty: Delinquent Taxes				53	438000	Rev in Lieu of/Ag Equip Tax			
15						54	439000	Other State Revenue			
16	414100	Tuition - Individuals				55					
17	414200	Tuition-Districts in Idaho				56	430000	TOTAL STATE **	0	*****	0
18	414300	Tuition-Out of State Districts				57					
19						58	442000	Indirect Unrestricted Fed.			
20	415000	Earnings on Investments				59	443000	Direct Restricted Fed.			
21						60	445100	Title I - ESEA			
22	416100	School Food Service				61	445200	Title VI, ESEA-Innovative Pr			
23	416200	Meal Sales: Non-Reimb.				62	445300	Perkins III-Voc Tech Act			
24	416900	Other Food Sales				63	445400	Adult Education			
25						64	445500	Child Nutrition Reimb.			
26	417100	Admissions/Activities				65	445600	Title VI-B			
27	417200	Bookstore Sales				66	445900	Other Indirect Fed. Prog.			
28	417300	Clubs, Org. Dues, Etc.				67	448200	Impact Aid - P.L. 874			
29	417400	School Fees & Charges				68	440000	TOTAL FEDERAL **	0	*****	0
30	417900	Other Student Revenues				69					
31						70	451000	Proceeds: Bonds,Capital Leases			
32	418100	Community Service				71	453000	Sale of Fixed Assets			
33						72	450000	TOTAL OTHER **	0	*****	0
34	419100	Rentals				73					
35	419200	Contributions/Donations				74		TOTAL REVENUES **	0	*****	0
36	419300	Transportaion Fees				75					
37	419900	Other Local				76	460000	TRANSFERS IN	527,450CR	530,200CR	
38		TOTAL OTHER LOCAL **	0	*****	0	77					
39	410000	TOTAL LOCAL ** (Line 13 + 38)	0	*****	0	78	400000	BAL. + REVENUE + TRANS. (Lines 1 + 74 + 76)	1,350,763CR		1,353,513CR

[illegible]

**BUDGET
EXPENDITURES**
July 1, 2022 - June 30, 2023

Line	Code	EXPENDITURES Functions/Programs	Prior Year Budget	Proposed Budget	100 Salaries	200 Benefits	300 Purchased Services	400 Supplies Materials	500 Capital Objects	600 Debt Retirement	700 Insurance- Judgment	800 Transfers
39	691	Other Support Services Prog.										
40												
41	600	TOTAL SUPPORT SERV.**	0	0	0	0	0	0	0	0	0	0
42												
43	710	Child Nutrition Program										
44	720	Community Services Program										
45	730	Enterprise Operations										
46	700	TOTAL NON-INSTRUCTION**	0	0	0	0	0	0	0	0	0	0
47												
48	810	Capital Assets-Student Occ										
49	811	Capital Assets-Non Student Occ										
50	800	TOTAL CAPITAL ASSETS PROG**	0	0	0	0	0	0	0	0	0	0
51												
52	911	Debt Services Prog.-Princ.	105,000	115,000						115,000		
53	912	Debt Services Prog.-Int.	422,450	415,200						415,200		
54	913	Debt Serv Prog-Refnded Debt										
55	920	Transfers Out										
56												
57	900	TOTAL OTHER SERVICES **	527,450	530,200	0	0	0	0	0	530,200	0	0
58												
59												
60		TOTAL EXPENDITURES ** (Lines 14+41+47+49+57) **	527,450	530,200	0	0	0	0	0	530,200	0	0
61												
62	950	Contingency Reserve (5% of Line 60)										
63												
64		TOTAL APPROPRIATION (Line 60 + Line 62)	527,450	530,200								
65												
66		BUDGET SUMMARY										
67												
68		Beginning Fund Balance	823,313CR	823,313CR								
69		Revenues + Transfers In	527,450CR	530,200CR								
70		TOTAL REVENUE (68 + 69)	1,350,763CR	1,353,513CR								
71												
72		Total Appropriation	527,450	530,200								
73		Unappropriated Balance	823,313	823,313								
74		TOTAL APPROPRIATION (72+73)	1,350,763	1,353,513								

BUDGET SUMMARY

The total on line 70 must equal the total on line 74

**BUDGET
REVENUES**
July 1, 2022 - June 30, 2023

Line	Code	REVENUES Item	Prior Year Budget	Proposed Budget		Line	Code	REVENUES Item	Prior Year Budget	Proposed Budget	
				Line Amounts	Totals					Line Amounts	Totals
1	320000	Estimated Fund Balance		*****		40	429000	Other County			
2		as of July 1	0	*****	0	41	420000	TOTAL COUNTY **	0	*****	0
3	411100	Taxes-General M & O				42					
4	411200	Taxes-Supplemental				43	431100	Base Support Program			
5	411300	Taxes-Emergency				44	431200	Transportation Support			
6	411400	Taxes-Tort				45	431400	Except Child/SED Support			
7	411500	Taxes-Cooperative				46	431500	Border Tuition Support			
8	411600	Taxes-Tuition				47	431600	Tuition Equivalency			
9	411700	Taxes-Migrant				48	431800	Benefit Apportionment			
10	411900	Taxes-Other				49	431900	Other State Support			
11	412100	Taxes-Plant Facility				50	432100	Driver Education Prog.			
12	412500	Taxes-Bond & Interest				51	432400	Professional Technical Prog			
13		TOTAL TAXES **	0	*****	0	52	437000	Lottery/Additional State Maint			
14	413000	Penalty: Delinquent Taxes				53	438000	Rev in Lieu of/Ag Equip Tax			
15						54	439000	Other State Revenue			
16	414100	Tuition - Individuals				55					
17	414200	Tuition-Districts in Idaho				56	430000	TOTAL STATE **	0	*****	0
18	414300	Tuition-Out of State Districts				57					
19						58	442000	Indirect Unrestricted Fed.			
20	415000	Earnings on Investments				59	443000	Direct Restricted Fed.			
21						60	445100	Title I - ESEA			
22	416100	School Food Service				61	445200	Title VI, ESEA-Innovative Pr			
23	416200	Meal Sales: Non-Reimb.				62	445300	Perkins III-Voc Tech Act			
24	416900	Other Food Sales				63	445400	Adult Education			
25						64	445500	Child Nutrition Reimb.			
26	417100	Admissions/Activities				65	445600	Title VI-B			
27	417200	Bookstore Sales				66	445900	Other Indirect Fed. Prog.			
28	417300	Clubs, Org. Dues, Etc.				67	448200	Impact Aid - P.L. 874			
29	417400	School Fees & Charges				68	440000	TOTAL FEDERAL **	0	*****	0
30	417900	Other Student Revenues				69					
31						70	451000	Proceeds: Bonds,Capital Leases			
32	418100	Community Service				71	453000	Sale of Fixed Assets			
33						72	450000	TOTAL OTHER **	0	*****	0
34	419100	Rentals				73					
35	419200	Contributions/Donations				74		TOTAL REVENUES **	0	*****	0
36	419300	Transportaion Fees				75					
37	419900	Other Local				76	460000	TRANSFERS IN			
38		TOTAL OTHER LOCAL **	0	*****	0	77					
39	410000	TOTAL LOCAL ** (Line 13 + 38)	0	*****	0	78	400000	BAL. + REVENUE + TRANS. (Lines 1 + 74 + 76)	0	*****	0

[illegible]

BUDGET
EXPENDITURES
 July 1, 2022 - June 30, 2023

Line	Code	EXPENDITURES Functions/Programs	Prior Year Budget	Proposed Budget	100 Salaries	200 Benefits	300 Purchased Services	400 Supplies Materials	500 Capital Objects	600 Debt Retirement	700 Insurance- Judgment	800 Transfers
39	691	Other Support Services Prog.										
40												
41	600	TOTAL SUPPORT SERV.**	0	0	0	0	0	0	0	0	0	0
42												
43	710	Child Nutrition Program										
44	720	Community Services Program										
45	730	Enterprise Operations										
46	700	TOTAL NON-INSTRUCTION**	0	0	0	0	0	0	0	0	0	0
47												
48	810	Capital Assets-Student Occ										
49	811	Capital Assets-Non Student Occ										
50	800	TOTAL CAPITAL ASSETS PROG**	0	0	0	0	0	0	0	0	0	0
51												
52	911	Debt Services Prog.-Princ.										
53	912	Debt Services Prog.-Int.										
54	913	Debt Serv Prog-Refnded Debt										
55	920	Transfers Out										
56												
57	900	TOTAL OTHER SERVICES **	0	0	0	0	0	0	0	0	0	0
58												
59												
60		TOTAL EXPENDITURES ** (Lines 14+41+47+49+57) **	0	0	0	0	0	0	0	0	0	0
61												
62	950	Contingency Reserve (5% of Line 60)										
63												
64		TOTAL APPROPRIATION (Line 60 + Line 62)	0	0								
65												
66		BUDGET SUMMARY										
67												
68		Beginning Fund Balance										
69		Revenues + Transfers In										
70		TOTAL REVENUE (68 + 69)	0	0								
71												
72		Total Appropriation										
73		Unappropriated Balance										
74		TOTAL APPROPRIATION (72+73)	0	0								

BUDGET SUMMARY

The total on line 70 must equal the total on line 74

**BUDGET
REVENUES**
July 1, 2022 - June 30, 2023

Line	Code	REVENUES Item	Prior Year Budget	Proposed Budget		Line	Code	REVENUES Item	Prior Year Budget	Proposed Budget	
				Line Amounts	Totals					Line Amounts	Totals
1	320000	Estimated Fund Balance		*****		40	429000	Other County			
2		as of July 1	0	*****	0	41	420000	TOTAL COUNTY **	0	*****	0
3	411100	Taxes-General M & O				42					
4	411200	Taxes-Supplemental				43	431100	Base Support Program			
5	411300	Taxes-Emergency				44	431200	Transportation Support			
6	411400	Taxes-Tort				45	431400	Except Child/SED Support			
7	411500	Taxes-Cooperative				46	431500	Border Tuition Support			
8	411600	Taxes-Tuition				47	431600	Tuition Equivalency			
9	411700	Taxes-Migrant				48	431800	Benefit Apportionment			
10	411900	Taxes-Other				49	431900	Other State Support			
11	412100	Taxes-Plant Facility				50	432100	Driver Education Prog.			
12	412500	Taxes-Bond & Interest				51	432400	Professional Technical Prog			
13		TOTAL TAXES **	0	*****	0	52	437000	Lottery/Additional State Maint			
14	413000	Penalty: Delinquent Taxes				53	438000	Rev in Lieu of/Ag Equip Tax			
15						54	439000	Other State Revenue			
16	414100	Tuition - Individuals				55					
17	414200	Tuition-Districts in Idaho				56	430000	TOTAL STATE **	0	*****	0
18	414300	Tuition-Out of State Districts				57					
19						58	442000	Indirect Unrestricted Fed.			
20	415000	Earnings on Investments				59	443000	Direct Restricted Fed.			
21						60	445100	Title I - ESEA			
22	416100	School Food Service				61	445200	Title VI, ESEA-Innovative Pr			
23	416200	Meal Sales: Non-Reimb.				62	445300	Perkins III-Voc Tech Act			
24	416900	Other Food Sales				63	445400	Adult Education			
25						64	445500	Child Nutrition Reimb.			
26	417100	Admissions/Activities				65	445600	Title VI-B			
27	417200	Bookstore Sales				66	445900	Other Indirect Fed. Prog.			
28	417300	Clubs, Org. Dues, Etc.				67	448200	Impact Aid - P.L. 874			
29	417400	School Fees & Charges				68	440000	TOTAL FEDERAL **	0	*****	0
30	417900	Other Student Revenues				69					
31						70	451000	Proceeds: Bonds,Capital Leases			
32	418100	Community Service				71	453000	Sale of Fixed Assets			
33						72	450000	TOTAL OTHER **	0	*****	0
34	419100	Rentals				73					
35	419200	Contributions/Donations				74		TOTAL REVENUES **	0	*****	0
36	419300	Transportaion Fees				75					
37	419900	Other Local				76	460000	TRANSFERS IN			
38		TOTAL OTHER LOCAL **	0	*****	0	77					
39	410000	TOTAL LOCAL ** (Line 13 + 38)	0	*****	0	78	400000	BAL. + REVENUE + TRANS. (Lines 1 + 74 + 76)	0	*****	0

[illegible]

**BUDGET
EXPENDITURES**
July 1, 2022 - June 30, 2023

Line	Code	EXPENDITURES Functions/Programs	Prior Year Budget	Proposed Budget	100 Salaries	200 Benefits	300 Purchased Services	400 Supplies Materials	500 Capital Objects	600 Debt Retirement	700 Insurance- Judgment	800 Transfers
39	691	Other Support Services Prog.										
40												
41	600	TOTAL SUPPORT SERV.**	0	0	0	0	0	0	0	0	0	0
42												
43	710	Child Nutrition Program										
44	720	Community Services Program										
45	730	Enterprise Operations										
46	700	TOTAL NON-INSTRUCTION**	0	0	0	0	0	0	0	0	0	0
47												
48	810	Capital Assets-Student Occ										
49	811	Capital Assets-Non Student Occ										
50	800	TOTAL CAPITAL ASSETS PROG**	0	0	0	0	0	0	0	0	0	0
51												
52	911	Debt Services Prog.-Princ.										
53	912	Debt Services Prog.-Int.										
54	913	Debt Serv Prog-Refnded Debt										
55	920	Transfers Out										
56												
57	900	TOTAL OTHER SERVICES **	0	0	0	0	0	0	0	0	0	0
58												
59												
60		TOTAL EXPENDITURES ** (Lines 14+41+47+49+57) **	0	0	0	0	0	0	0	0	0	0
61												
62	950	Contingency Reserve (5% of Line 60)										
63												
64		TOTAL APPROPRIATION (Line 60 + Line 62)	0	0								
65												
66		BUDGET SUMMARY										
67												
68		Beginning Fund Balance										
69		Revenues + Transfers In										
70		TOTAL REVENUE (68 + 69)	0	0								
71												
72		Total Appropriation										
73		Unappropriated Balance										
74		TOTAL APPROPRIATION (72+73)	0	0								

BUDGET SUMMARY

The total on line 70 must equal the total on line 74

**BUDGET
REVENUES**
July 1, 2022 - June 30, 2023

Line	Code	REVENUES Item	Prior Year Budget	Proposed Budget		Line	Code	REVENUES Item	Prior Year Budget	Proposed Budget	
				Line Amounts	Totals					Line Amounts	Totals
1	320000	Estimated Fund Balance	100,000CR	150,000CR		40	429000	Other County			
2		as of July 1	100,000CR	*****	150,000CR	41	420000	TOTAL COUNTY **	0	*****	0
3	411100	Taxes-General M & O				42					
4	411200	Taxes-Supplemental				43	431100	Base Support Program			
5	411300	Taxes-Emergency				44	431200	Transportation Support			
6	411400	Taxes-Tort				45	431400	Except Child/SED Support			
7	411500	Taxes-Cooperative				46	431500	Border Tuition Support			
8	411600	Taxes-Tuition				47	431600	Tuition Equivalency			
9	411700	Taxes-Migrant				48	431800	Benefit Apportionment			
10	411900	Taxes-Other				49	431900	Other State Support			
11	412100	Taxes-Plant Facility				50	432100	Driver Education Prog.			
12	412500	Taxes-Bond & Interest				51	432400	Professional Technical Prog			
13		TOTAL TAXES **	0	*****	0	52	437000	Lottery/Additional State Maint			
14	413000	Penalty: Delinquent Taxes				53	438000	Rev in Lieu of/Ag Equip Tax			
15						54	439000	Other State Revenue			
16	414100	Tuition - Individuals				55					
17	414200	Tuition-Districts in Idaho				56	430000	TOTAL STATE **	0	*****	0
18	414300	Tuition-Out of State Districts				57					
19						58	442000	Indirect Unrestricted Fed.			
20	415000	Earnings on Investments				59	443000	Direct Restricted Fed.			
21						60	445100	Title I - ESEA			
22	416100	School Food Service				61	445200	Title VI, ESEA-Innovative Pr			
23	416200	Meal Sales: Non-Reimb.				62	445300	Perkins III-Voc Tech Act			
24	416900	Other Food Sales				63	445400	Adult Education			
25						64	445500	Child Nutrition Reimb.			
26	417100	Admissions/Activities				65	445600	Title VI-B			
27	417200	Bookstore Sales				66	445900	Other Indirect Fed. Prog.			
28	417300	Clubs, Org. Dues, Etc.				67	448200	Impact Aid - P.L. 874			
29	417400	School Fees & Charges				68	440000	TOTAL FEDERAL **	0	*****	0
30	417900	Other Student Revenues				69					
31						70	451000	Proceeds: Bonds,Capital Leases			
32	418100	Community Service				71	453000	Sale of Fixed Assets			
33						72	450000	TOTAL OTHER **	0	*****	0
34	419100	Rentals				73					
35	419200	Contributions/Donations				74		TOTAL REVENUES **	0	*****	117,060CR
36	419300	Transportaion Fees				75					
37	419900	Other Local		117,060CR		76	460000	TRANSFERS IN	50,000CR	50,000CR	
38		TOTAL OTHER LOCAL **	0	*****	117,060CR	77					
39	410000	TOTAL LOCAL ** (Line 13 + 38)	0	*****	117,060CR	78	400000	BAL. + REVENUE + TRANS. (Lines 1 + 74 + 76)	150,000CR	*****	317,060CR

[illegible]

**BUDGET
EXPENDITURES**
July 1, 2022 - June 30, 2023

Line	Code	EXPENDITURES Functions/Programs	Prior Year Budget	Proposed Budget	100 Salaries	200 Benefits	300 Purchased Services	400 Supplies Materials	500 Capital Objects	600 Debt Retirement	700 Insurance- Judgment	800 Transfers
39	691	Other Support Services Prog.										
40												
41	600	TOTAL SUPPORT SERV.**	0	117,060	0	0	117,060	0	0	0	0	0
42												
43	710	Child Nutrition Program										
44	720	Community Services Program										
45	730	Enterprise Operations										
46	700	TOTAL NON-INSTRUCTION**	0	0	0	0	0	0	0	0	0	0
47												
48	810	Capital Assets-Student Occ										
49	811	Capital Assets-Non Student Occ										
50	800	TOTAL CAPITAL ASSETS PROG**	0	0	0	0	0	0	0	0	0	0
51												
52	911	Debt Services Prog.-Princ.										
53	912	Debt Services Prog.-Int.										
54	913	Debt Serv Prog-Refnded Debt										
55	920	Transfers Out										
56												
57	900	TOTAL OTHER SERVICES **	0	0	0	0	0	0	0	0	0	0
58												
59												
60		TOTAL EXPENDITURES ** (Lines 14+41+47+49+57) **	0	117,060	0	0	117,060	0	0	0	0	0
61												
62	950	Contingency Reserve (5% of Line 60)										
63												
64		TOTAL APPROPRIATION (Line 60 + Line 62)	0	117,060								
65												
66		BUDGET SUMMARY										
67												
68		Beginning Fund Balance	100,000CR	150,000CR								
69		Revenues + Transfers In	50,000CR	167,060CR								
70		TOTAL REVENUE (68 + 69)	150,000CR	317,060CR								
71												
72		Total Appropriation		117,060								
73		Unappropriated Balance	150,000	200,000								
74		TOTAL APPROPRIATION (72+73)	150,000	317,060								

BUDGET SUMMARY

The total on line 70 must equal the total on line 74